

## Base strip - GMSTB 2,5/ 5-G-7,62 - 1766152

Please be informed that the data shown in this PDF Document is generated from our Online Catalog. Please find the complete data in the user's documentation. Our General Terms of Use for Downloads are valid (<http://phoenixcontact.com/download>)

Header, Nominal current: 12 A, Rated voltage (III/2): 630 V, Number of positions: 5, Pitch: 7.62 mm, Color: green, Contact surface: Tin, Assembly: Soldering




The figure shows a 10-position version of the product

### Product Features

- Versions with threaded flange and 7.62 mm pitch
- Plug-in direction parallel to the PCB
- Headers with angled solder pins for 630 V applications (III/2)



### Key commercial data

Packing unit	1 pc
GTIN	 4 017918 032173
Weight per Piece (excluding packing)	2.98 GRM
Custom tariff number	85366990
Country of origin	Germany

### Technical data

#### Dimensions

Length	12 mm
Pitch	7.62 mm
Dimension a	30.48 mm
Pin dimensions	1 x 1 mm
Hole diameter	1.4 mm

#### General

Range of articles	GMSTB 2,5/..-G
-------------------	----------------

## Base strip - GMSTB 2,5/ 5-G-7,62 - 1766152

### Technical data

#### General

Insulating material group	I
Rated surge voltage (III/3)	6 kV
Rated surge voltage (III/2)	6 kV
Rated surge voltage (II/2)	6 kV
Rated voltage (III/3)	400 V
Rated voltage (III/2)	630 V
Rated voltage (II/2)	630 V
Connection in acc. with standard	EN-VDE
Nominal current I <sub>N</sub>	12 A
Maximum load current	12 A
Insulating material	PA
Inflammability class according to UL 94	V0
Color	green
Number of positions	5

### Classifications

#### eCl@ss

eCl@ss 4.0	272607xx
eCl@ss 4.1	27260701
eCl@ss 5.0	27260701
eCl@ss 5.1	27260701
eCl@ss 6.0	27260704
eCl@ss 7.0	27440402
eCl@ss 8.0	27440402

#### ETIM

ETIM 3.0	EC001121
ETIM 4.0	EC002637
ETIM 5.0	EC002637

#### UNSPSC

UNSPSC 6.01	30211810
UNSPSC 7.0901	39121409
UNSPSC 11	39121409
UNSPSC 12.01	39121409
UNSPSC 13.2	39121409

## Base strip - GMSTB 2,5/ 5-G-7,62 - 1766152

### Approvals

#### Approvals

---

#### Approvals

CSA / UL Recognized / VDE Gutachten mit Fertigungsüberwachung / cUL Recognized / GOST / IECCEB Scheme / GOST / CCA / cULus Recognized

---


#### Ex Approvals


---


#### Approvals submitted

---

### Approval details

CSA 		
	B	D
Nominal current IN	10 A	10 A
Nominal voltage UN	300 V	300 V

UL Recognized 		
	B	D
Nominal current IN	15 A	10 A
Nominal voltage UN	300 V	300 V

VDE Gutachten mit Fertigungsüberwachung 	
Nominal current IN	12 A
Nominal voltage UN	400 V

## Base strip - GMSTB 2,5/ 5-G-7,62 - 1766152

### Approvals

cUL Recognized		
	B	D
Nominal current I <sub>N</sub>	15 A	10 A
Nominal voltage U <sub>N</sub>	300 V	300 V

GOST	
------	--

IECEE CB Scheme	
Nominal current I <sub>N</sub>	12 A
Nominal voltage U <sub>N</sub>	400 V

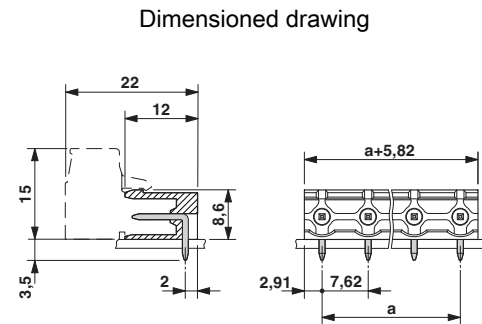
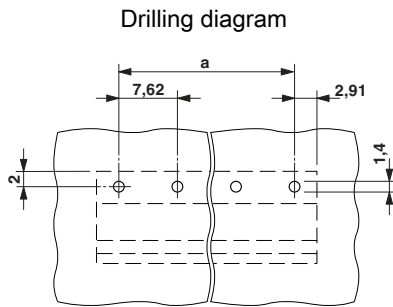
GOST	
------	--

CCA	
Nominal current I <sub>N</sub>	12 A
Nominal voltage U <sub>N</sub>	400 V

cULus Recognized	
------------------	--

### Drawings

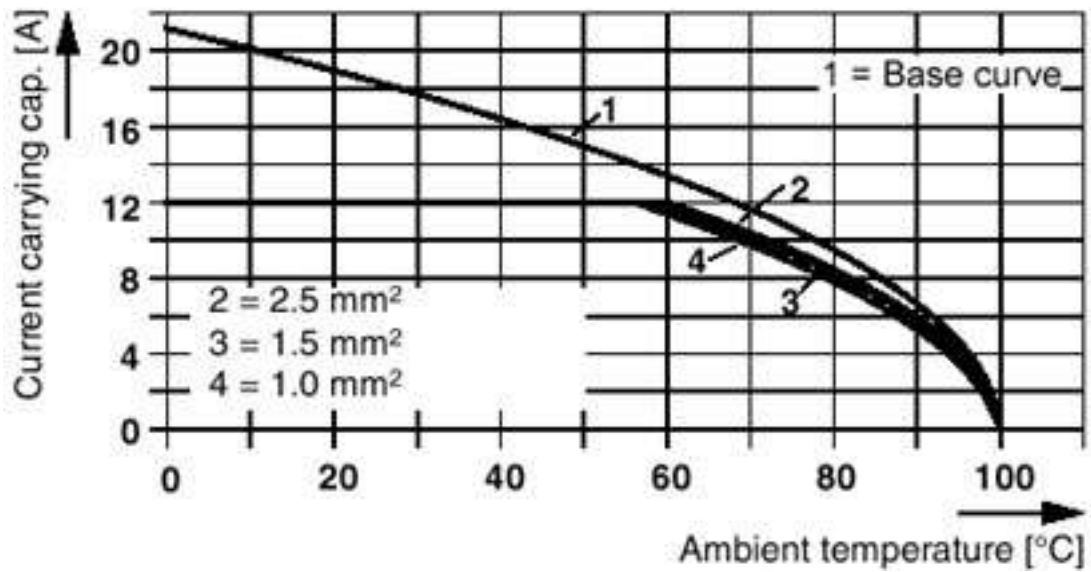
# Base strip - GMSTB 2,5/ 5-G-7,62 - 1766152



Diagram

Plug:  
Header:

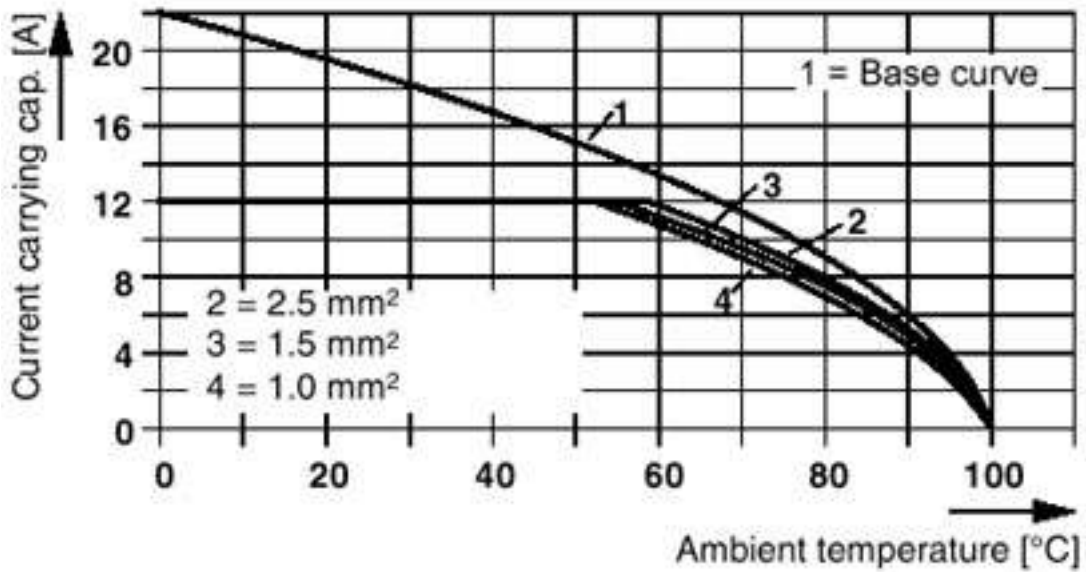
FRONT-GMSTB 2,5/5-ST(F)-7,62  
GMSTB(A) 2,5/5-G(F)-(7,62)



# Base strip - GMSTB 2,5/ 5-G-7,62 - 1766152

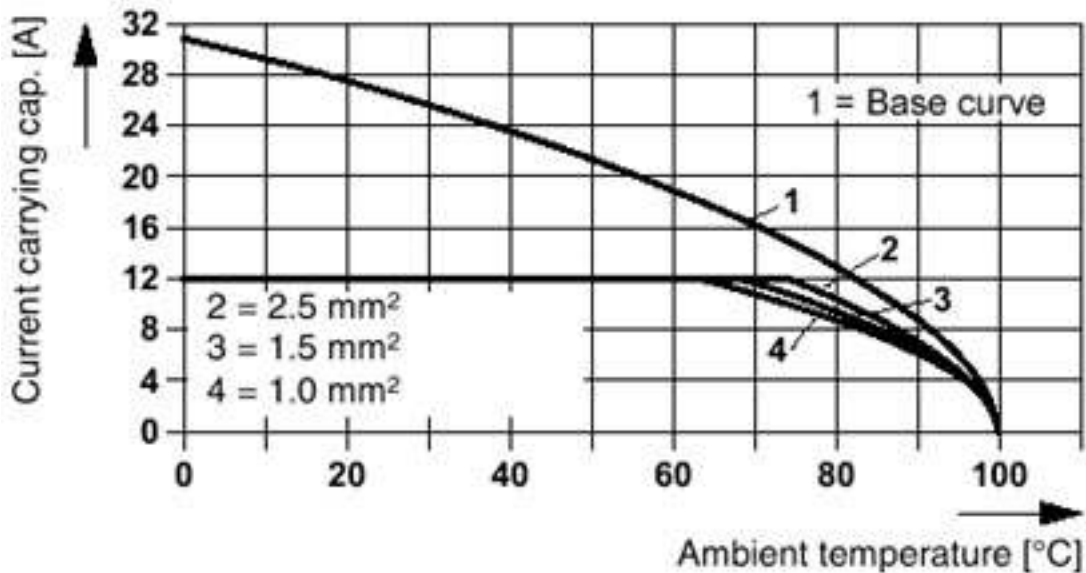
Diagram

Plug: GMSTBVR(W) 2,5/5-ST(F)-(-7,62)  
Header: GMSTB(A) 2,5/5-G(F)-(7,62)



Diagram

Plug: GFKC 2,5/5-ST(F)-(-7,62)  
Header: GMSTB(A) 2,5/5-G(F)-(7,62)



# Base strip - GMSTB 2,5/ 5-G-7,62 - 1766152

Diagram

Plug: GMSTB 2,5/5-ST(F)-(-7,62)  
Header: GMSTB(A) 2,5/5-G(F)-(-7,62)

