

322768 ✓ ACTIVE

SOLISTRAND

TE Internal #: 322768

Ring Terminals & Spade Terminals, Ring Tongue, 22 – 16 AWG

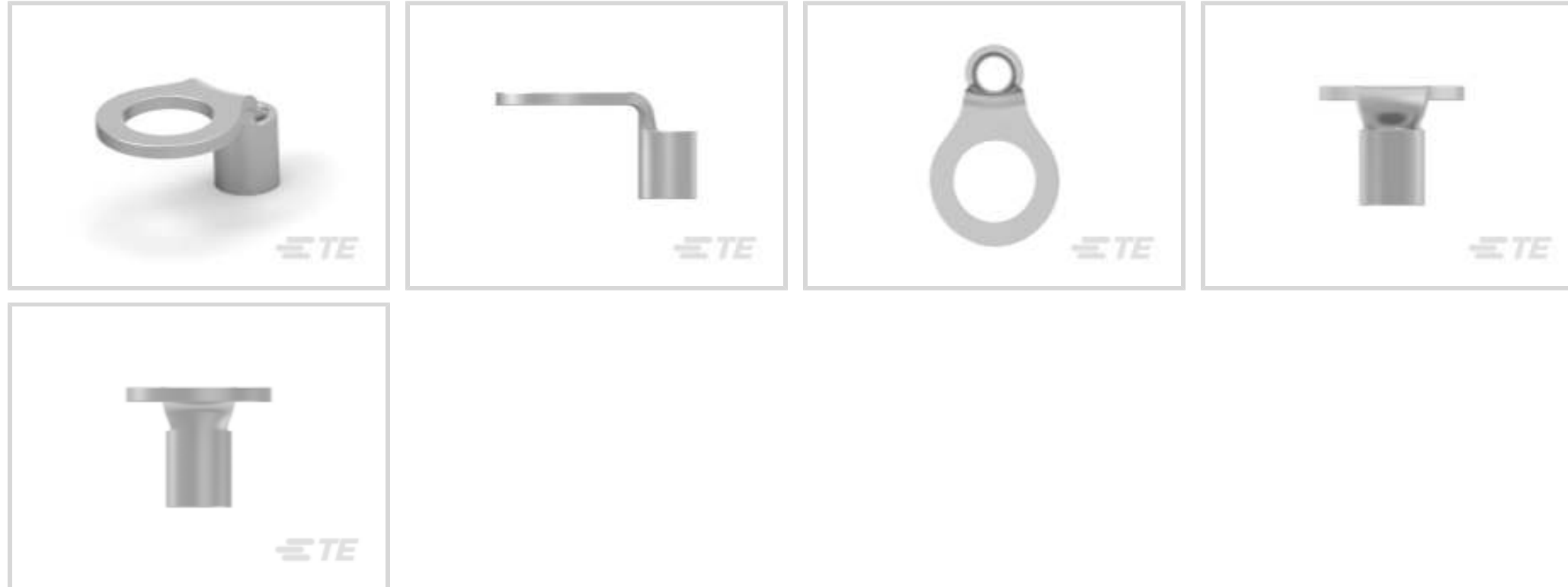
Wire Size, .3 – 1.42 mm² Wire Size, 509 – 3260 CMA Wire Size, Stud

Size #10

[View on TE.com >](#)



Terminals & Splices > Ring Terminals & Spade Terminals



Ring & Spade Terminal Type: **Ring Tongue**

Wire Size: **509 – 3260 CMA**

Stud Size: **#10**

Features

Product Type Features

| | |
|--|--------------------|
| Stud Size | #10 |
| Sealable | No |
| Wire Insulation Support Retention Type | Insulation Support |

Configuration Features

| | |
|-----------------|---|
| Number of Holes | 2 |
|-----------------|---|

Body Features

| | |
|----------------|--------|
| Product Weight | .527 g |
|----------------|--------|

Contact Features

| | |
|----------------------------|-------------|
| Ring & Spade Terminal Type | Ring Tongue |
| Barrel Type | Closed |
| Terminal Orientation | Right Angle |
| Terminal Plating Material | Tin |

Mechanical Attachment

| | |
|-------------------------|---------|
| Wire Insulation Support | Without |
|-------------------------|---------|

Dimensions



| | |
|------------------------|------------------|
| Wire Size | 509 – 3260 CMA |
| Stud Diameter | 5 mm[.197 in] |
| Tongue Thickness | .79 mm[.031 in] |
| Barrel Inside Diameter | 1.55 mm[.061 in] |

Usage Conditions

| | |
|-----------------------------|----------------|
| Insulation Option | Uninsulated |
| Operating Temperature Range | 170 °C[338 °F] |

Operation/Application

| | |
|---------------------------------------|--------|
| Compatible With Wire Base Material | Copper |
| Compatible With Wire Plating Material | Tin |

Industry Standards

| | |
|-------------------------------|----|
| Government Qualified Terminal | No |
|-------------------------------|----|

Packaging Features

| | |
|--------------------|-------------|
| Packaging Quantity | 1000 |
| Packaging Method | Loose Piece |

Product Compliance

[For compliance documentation, visit the product page on TE.com>](#)

| | |
|---|--|
| EU RoHS Directive 2011/65/EU | Compliant |
| EU ELV Directive 2000/53/EC | Compliant |
| China RoHS 2 Directive MIIT Order No 32, 2016 | No Restricted Materials Above Threshold |
| EU REACH Regulation (EC) No. 1907/2006 | Current ECHA Candidate List: JUNE 2023 (235) Candidate List Declared Against: JAN 2023 (233) Does not contain REACH SVHC |
| Halogen Content | Low Halogen - Br, Cl, F, I < 900 ppm per homogenous material. Also BFR/CFR/PVC Free |
| Solder Process Capability | Not applicable for solder process capability |

Product Compliance Disclaimer

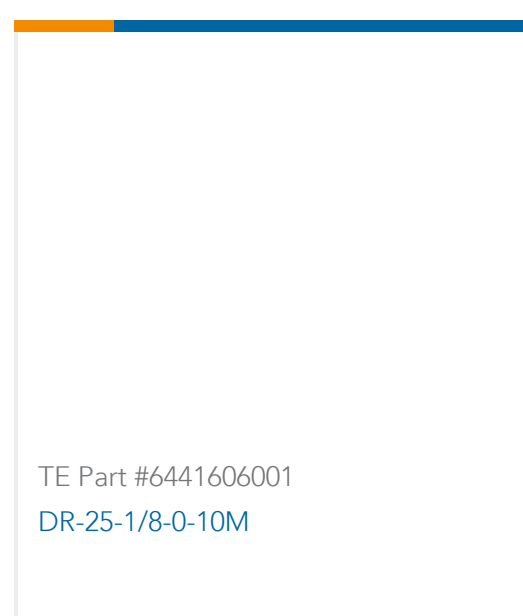
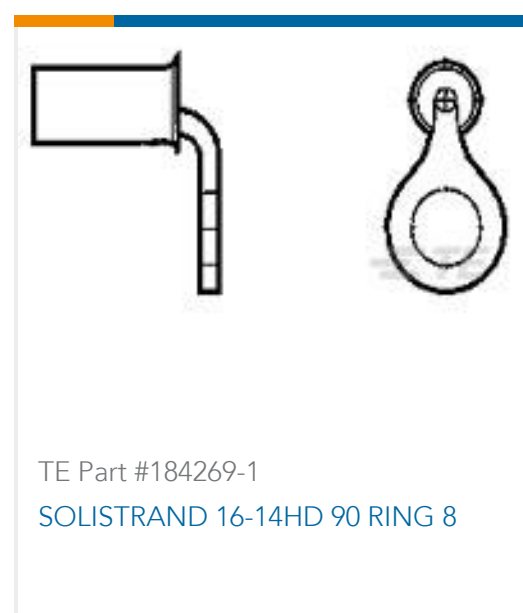
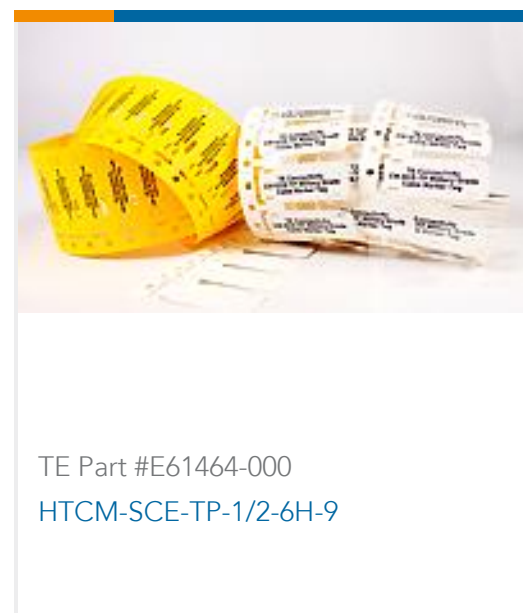
This information is provided based on reasonable inquiry of our suppliers and represents our current actual knowledge based on the information they provided. This information is subject to change. The part numbers that TE has identified as EU RoHS compliant have a maximum concentration of 0.1% by weight in homogenous materials for lead, hexavalent chromium, mercury, PBB, PBDE, DBP, BBP, DEHP, DIBP, and 0.01% for cadmium, or qualify for an exemption to these limits as defined in the Annexes of Directive 2011/65/EU (RoHS2). Finished electrical and electronic equipment products will be CE marked as required by Directive 2011/65/EU. Components may not be CE marked. Additionally, the part

numbers that TE has identified as EU ELV compliant have a maximum concentration of 0.1% by weight in homogenous materials for lead, hexavalent chromium, and mercury, and 0.01% for cadmium, or qualify for an exemption to these limits as defined in the Annexes of Directive 2000/53/EC (ELV). Regarding the REACH Regulation, the information TE provides on SVHC in articles for this part number is based on the latest European Chemicals Agency (ECHA) 'Guidance on requirements for substances in articles' posted at this URL: <https://echa.europa.eu/guidance-documents/guidance-on-reach>

Compatible Parts



Customers Also Bought



Documents

Product Drawings



TERMINAL,SOLIS R 90DEG 22-16

English

CAD Files

3D PDF

3D

Customer View Model

[ENG_CVM_CVM_322768_E.2d_dxf.zip](#)

English

Customer View Model

[ENG_CVM_CVM_322768_E.3d_igs.zip](#)

English

Customer View Model

[ENG_CVM_CVM_322768_E.3d_stp.zip](#)

English

By downloading the CAD file I accept and agree to the [Terms and Conditions](#) of use.

Agency Approvals

UL Report

English