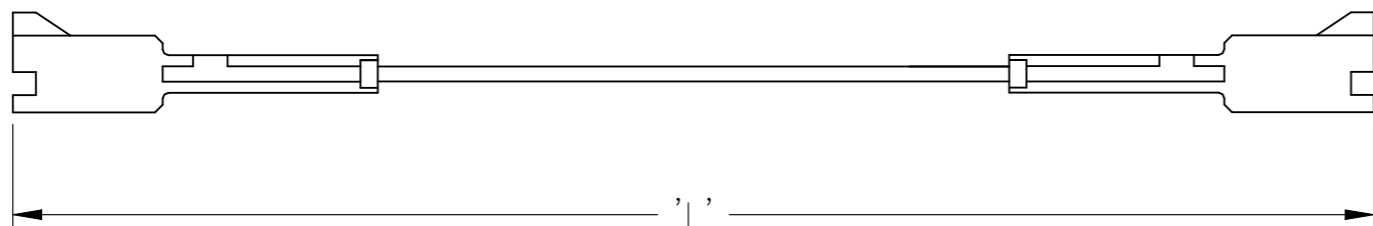

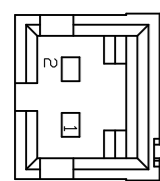


REVISIONS				
P	LTR	DESCRIPTION	DATE	APVD
	A	INITIAL RELEASE	20APR2021	GSK/JMM



Connector1

Connector2



NOTES:

- 1. TOLERANCES:
USE IPC-A-620B STANDARD

Metric	
<0.3 m	+25mm -0mm
>0.3 m - 1.5m	+50mm -0mm
>1.5 m - 3m	+100mm -0mm
>3 m - 7.5m	+150mm -0mm
>7.5m	+5% -0%

- 2. CONNECTORS SHOULD HAVE THE SAME ORIENTATION
- 3. LENGTH SHOULD BE TAKEN FROM EDGE OF CONNECTOR 1 TO EDGE OF CONNECTOR 2
- 4. HARNESS SHALL BE SHIPED IN A PLASTIC BAG
- 5. ELECTRICAL WORKMASHIP SHALL COMPLY WITH IPC-A-620B CLASS II ACCEPTABILITY ELECTRONIC AND ELECTRICAL ASSEMBLIES MOST CURRENT REVISION

1-2267796-6	8	0.984	HEADER CABLE ASSY 8 POS. L=300
1-2267796-5	6	0.984	HEADER CABLE ASSY 6 POS. L=300
1-2267796-4	5	0.984	HEADER CABLE ASSY 5 POS. L=300
1-2267796-3	4	0.984	HEADER CABLE ASSY 4 POS. L=300
1-2267796-2	3	0.984	HEADER CABLE ASSY 3 POS. L=300
1-2267796-1	2	0.984	HEADER CABLE ASSY 2 POS. L=300
2267796-6	8	0.246	HEADER CABLE ASSY 8 POS. L=75
2267796-5	6	0.246	HEADER CABLE ASSY 6 POS. L=75
2267796-4	5	0.246	HEADER CABLE ASSY 5 POS. L=75
2267796-3	4	0.246	HEADER CABLE ASSY 4 POS. L=75
2267796-2	3	0.246	HEADER CABLE ASSY 3 POS. L=75
2267796-1	2	0.246	HEADER CABLE ASSY 2 POS. L=75
TE PN	NUMBER OF POSITIONS	LENGTH IN Feet	DESCRIPTION

THIS DRAWING IS A CONTROLLED DOCUMENT.		DWN 20APR2021 SATHISH KUMAR G		TE Connectivity	
DIMENSIONS: mm		CHK 20APR2021 JOSE MANUEL, M			
TOLERANCES UNLESS OTHERWISE SPECIFIED:		APVD 20APR2021 JOSE MANUEL, M		NAME BOARD OFF THE SHELF (OTS) HEADER CABLE ASSY	
0 PLC ± -		PRODUCT SPEC		APPLICATION SPEC	
1 PLC ± -		APPLIC. SPEC		RESTRICTED TO	
2 PLC ± -		WEIGHT		SIZE CAGE CODE DRAWING NO	
3 PLC ± -		MATERIAL		A3 00779 C-2267796	
4 PLC ± -		FINISH		SCALE NTS SHEET 1 OF 1 REV A	
ANGLES ± -		CUSTOMER DRAWING			