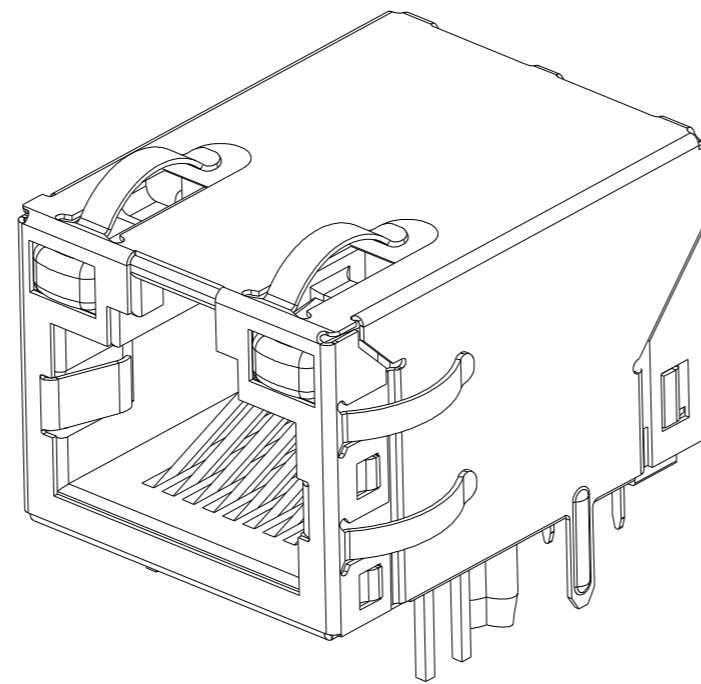
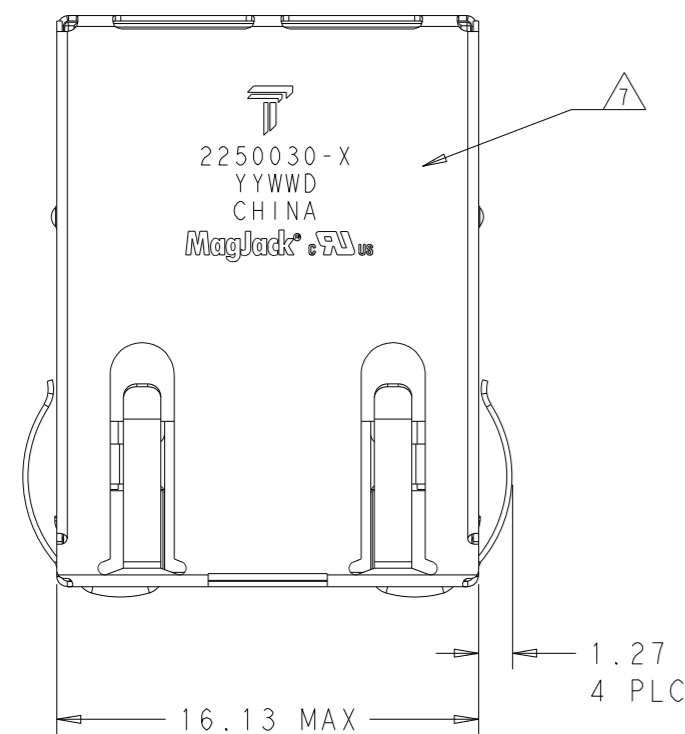


THIS DRAWING AND THE SUBJECT MATTER SHOWN THEREON ARE CONFIDENTIAL AND THE PROPERTY OF BEL/STEWART/TRP CONNECTOR AND SHALL NOT BE REPRODUCED, COPIED, OR USED IN ANY MANNER WITHOUT THE WRITTEN CONSENT OF TRP CONNECTOR.

PRODUCT MAY BE PROTECTED BY ONE OR MORE OF THE FOLLOWING US PATENTS:
 5736910 5939955 6425781 6428361 6554638 6840817 7123117
 7429195 7717749 7808751 6217391 6149050 7924130

REVISIONS				
#	LT#	DESCRIPTION	DATE	APPV
3		EC-1411035 COMPANY LOGO CHANGE	21JAN2015	DP TY



1. MATERIALS

- HOUSING: THERMOPLASTIC, FLAMMABILITY RATING UL 94V-0.
- SHIELD: BRASS 0.20mm THICK, PREPLATED WITH 0.76um MIN SEMI-BRIGHT NICKEL. SOLDER TABS POST DIPPED WITH 2.54um MIN SAC SOLDER.
- CONTACTS: PHOSPHOR BRONZE 0.46mm X 0.30mm, PHOSPHOR BRONZE, 1.27um MIN NICKEL UNDERPLATE, WITH 1.27um MIN GOLD PLATING AT MATING INTERFACE AND 2.54um MIN MATTE TIN ON SOLDER TAILS, OR 1.27um MIN NICKEL UNDERPLATE, WITH 0.05um GOLD PLATING OVER 0.76um MIN PALLADIUM NICKEL PLATING AT MATING INTERFACE AND 2.54um MIN MATTE TIN ON SOLDER TAILS.
- SOLDER TAILS: 0.25mm THICK, PHOSPHOR BRONZE, 1.27um MIN OVERALL NICKEL UNDERPLATE, 3um TIN PLATE
- LIGHT EMITTING DIODE (LED): DIFFUSED EPOXY LENS, 0.5mm X 0.5mm CARBON STEEL WIREFRAME LEADS PREPLATED WITH 2.03um MIN. SILVER PLATE OVER 1.02um MIN. NICKEL OVER 1.02um MIN. COPPER UNDERPLATE; LEADS POST-PLATED WITH 3.05um MIN. MATTE TIN, AND TIP TIN DIPPING

△ RJ45 JACK CAVITY CONFORMS TO FCC RULES AND REGULATIONS PART 68 SUB PART F.

△ 3 MAGNETICS

- APPLICATION: 10/100 BASE-T
- IMPEDANCE: 100 OHMS
- TURNS RATIO (CHIP:CABLE): TX = 1:1, RX = 1:1
- OPEN CIRCUIT INDUCTANCE (OCL): 350uH MIN @100kHz, 0.1VRMS, 8mADC BIAS FROM 0°C TO +70°C, TX AND RX
- PERFORMANCE @ 25°C:
 INSERTION LOSS (IL): 1.1dB MAX FROM 0.5MHz TO 100MHz
 RETURN LOSS (RL): 18dB MIN FROM 0.5MHz TO 30MHz
 18-20LOG(f/30)dB MIN FROM 30.1MHz TO 60MHz
 12dB MIN FROM 60.1MHz TO 80MHz
 CROSSTALK ATTENUATION: 35dB MIN FROM 0.5MHz TO 40MHz
 33-20LOG(f/50)dB MIN FROM 40.1MHz TO 100MHz
 COMMON MODE REJECTION RATIO (CMRR): 30dB MIN FROM 0.5MHz TO 100MHz
- ISOLATION VOLTAGE: 2250VDC FOR 60 SECONDS WITH A RISE TIME OF 500 V/SEC

4. OPERATING TEMPERATURE: FROM 0°C TO +70°C.

△ 5 INDICATED MAGNETIC CONNECTIONS ARE SYMMETRICAL TO SUPPORT AUTO-MDI/MDIX.

△ 6 THE 250 OHM LED RESISTORS ARE OPTIONAL, PLEASE SEE CHART FOR PRESENCE OR ABSENCE OF RESISTORS.

IF LEDS WITHOUT 250 OHM RESISTORS. LEDS ARE DRIVEN WITH CONSTANT CURRENT AT APPROX 20mA

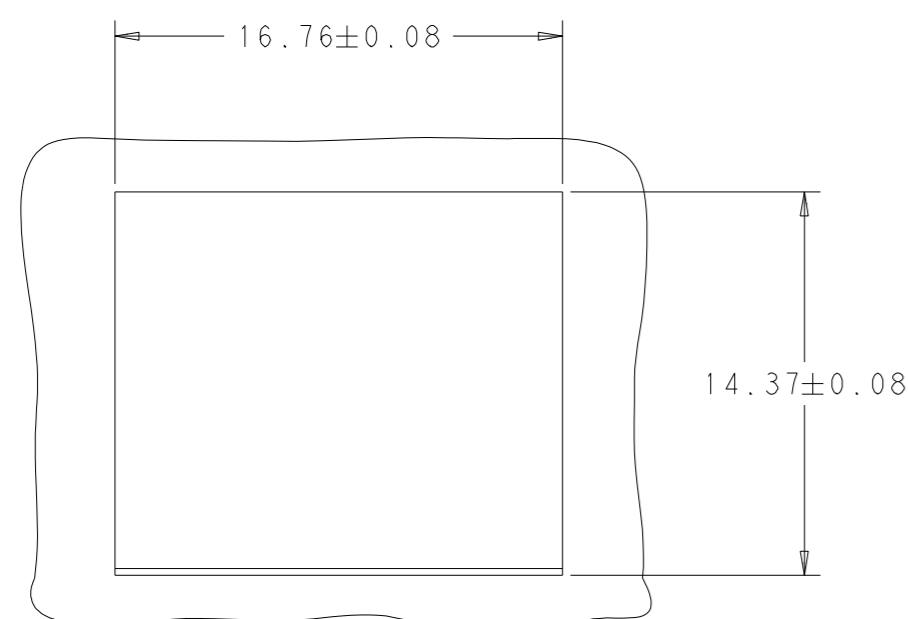
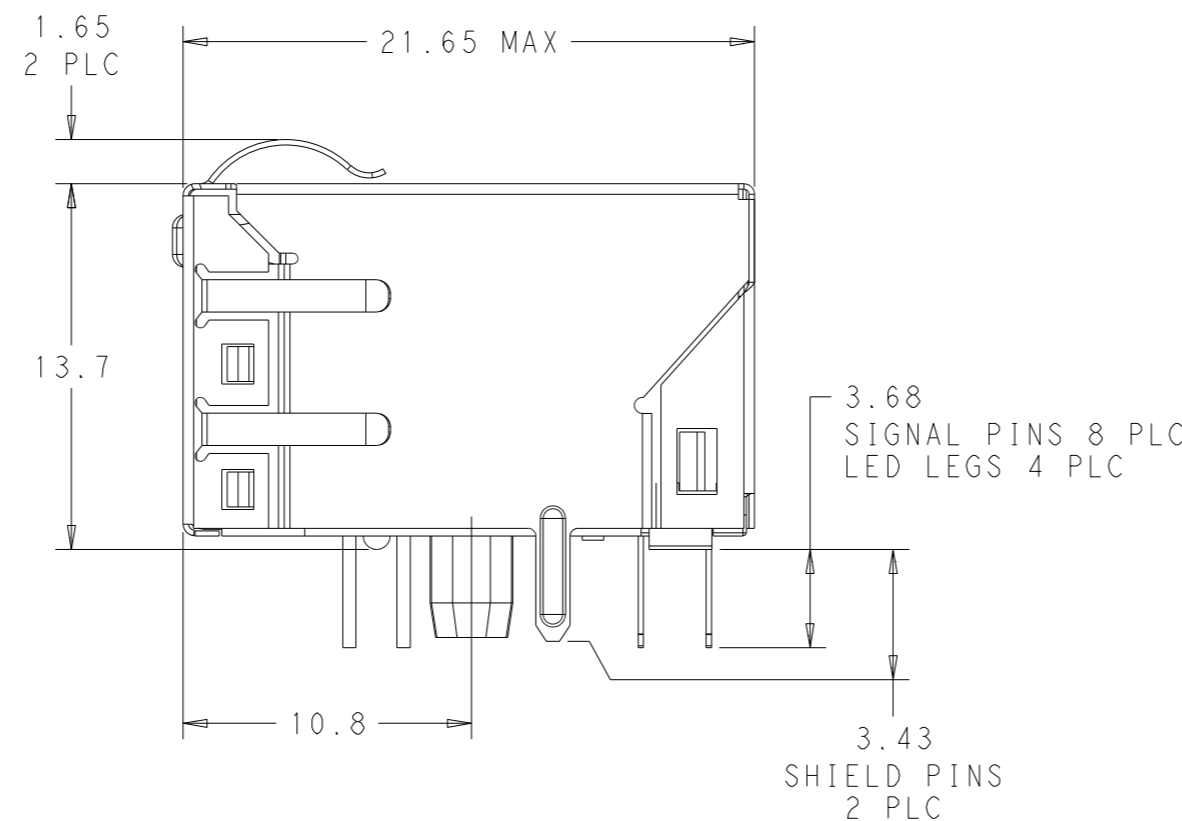
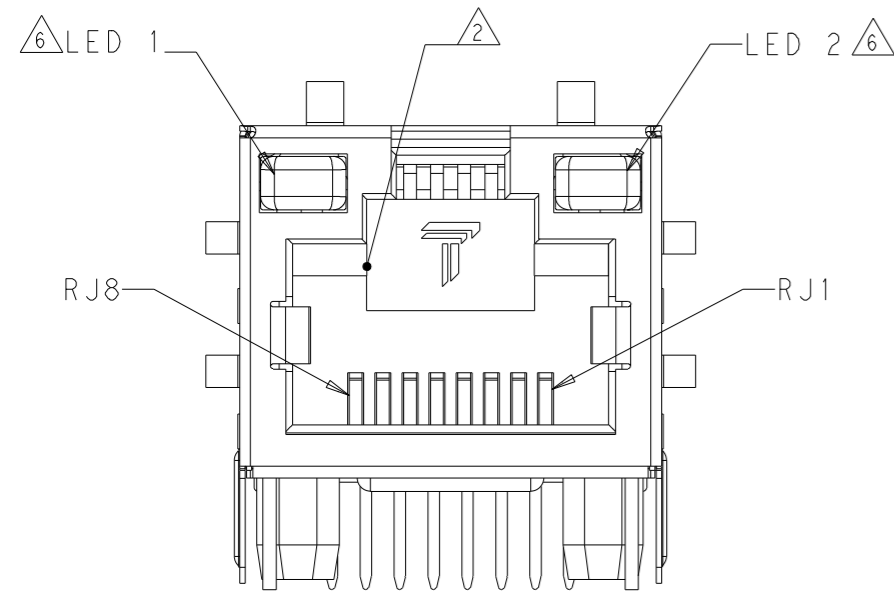
LED COLOR: DOMINATE WAVELENGTH (λD): GREEN 568 nm TYP. AT IF = 20mA
 FORWARD VOLTAGE (VF): GREEN 2.2V TYP. at IF = 20mA
 DOMINATE WAVELENGTH (λD): YELLOW 588 nm TYP. AT IF = 20mA
 FORWARD VOLTAGE (VF): YELLOW 2.1V TYP. at IF = 20mA

IF LEDS WITH 250 OHM RESISTORS. LEDS ARE DRIVEN WITH 5V VOLTAGE AND THE MAX OPERATING CURRENT IS 20mA

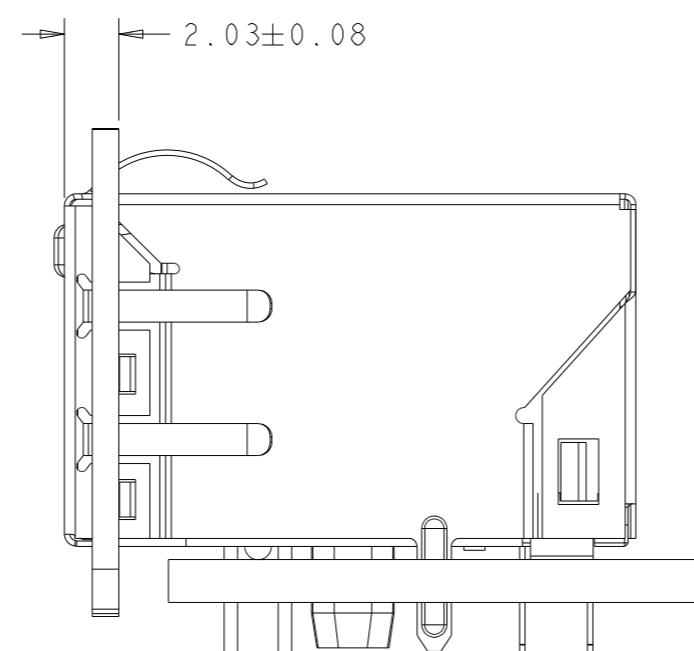
LED COLOR: DOMINATE WAVELENGTH (λD): GREEN 568 nm TYP. @ VF=5V
 FORWARD CURRENT (IF): GREEN 12mA TYP @ VF = 5V
 DOMINATE WAVELENGTH (λD): YELLOW 588 nm TYP. @ VF=5V
 FORWARD CURRENT (IF): YELLOW 13mA TYP @ VF = 5V

△ TRP CONNECTOR LOGO, PART NUMBER, DATE CODE, COUNTRY OF ORIGIN AND AGENCY APPROVAL MARKING IN APPROXIMATE LOCATION SHOWN.

8. PART SHOULD BE RECOMMENDED FOR WAVE SOLDERING PROCESS, PREHEAT TEMPERATURE IS 120°C TO 160°C, 120 SECONDS TO 180 SECONDS, PEAK WAVE SOLDERING TEMPERATURE IS 260°C MAX, 10 SECONDS MAX.



SUGGESTED PANEL CUTOUT



YES	NO	GREEN	-	YELLOW	-	2250030-3
NO	YES	GREEN	-	GREEN	-	2250030-2
NO	YES	GREEN	YELLOW	GREEN	YELLOW	2250030-1
LED RESISTOR	2kV CAPACITOR	9	10	11	12	PART NUMBER
		LED 1		LED 2		

THIS DRAWING IS A CONTROLLED DOCUMENT.

ROY LIU 03JUN2013
 TOWER YU / FRANK LIU 03JUN2013
 TONY YUAN 03JUN2013

TRP CONNECTOR
 a bel group
 DONGGUAN CHINA

MODEL NAME: MAGJACK
 DESC: 1X1 726PI 10/100 TAB UP W/ LED

SIZE: A1
 CAGE CODE: -
 DRAWING NO: C=2250030
 RESTRICTED TO: -

PRODUCT SPEC: -
 APPLICATION SPEC: -

CUSTOMER DRAWING
 SCALE: 4:1
 SHEET: 1 OF 3
 REV: 3

C_2250030					STOCK DISPOSITION			
REVISION HISTORY					A: CONTINUE AS IS		D: USE OLD FIRST	
					B: REWORK		E: PARTS TO CONFORM	
					C: SCRAP		F: OTHER	
DATE	REV	CHANGES	REASON	APPROVAL	INVENTORY (A,B,C,D,E,F)	WORK IN PROCESS (A,B,C,F)	SUPPLIER ORDERS (A,E,F)	OPEN CUST ORDERS (A,E,F)
03JUN2013	1	-	INITIAL RELEASE	TONY YUAN	-	-	-	-
28AUG2014	2	SHEET 1, C6: CHANGE 1.27 TO 1.65	PRODUCT IMPROVEMENT	TONY YUAN	-	-	-	-
21JAN2015	3	EC-1411035 COMPANY LOGO CHANGE	MARKET REQUEST	TONY YUAN	-	-	-	-

THIS DRAWING IS A CONTROLLED DOCUMENT.

DIMENSIONS:	TOLERANCES UNLESS OTHERWISE SPECIFIED:	DWN	ROY LIU	03JUN2013
mm	0 PLC ±0.25 1 PLC ±0.25 2 PLC ±0.25 3 PLC ±0.25 4 PLC ±0.25 ANGLES ±°	CHK	TOWER YU/ FRANK LIU	03JUN2013
	APPLICATION SPEC	APVD	TONY YUAN	03JUN2013
PRODUCT SPEC		trp CONNECTOR a bel group DONGGUAN CHINA		
		MODEL NAME: MAGJACK DESC: IXI 726PI 10/100 TAB UP W/ LED SIZE: A1 CAGE CODE: - DRAWING NO: C=2250030 RESTRICTED TO: - CUSTOMER DRAWING		
		SCALE	4:1	SHEET 3 OF 3
		REV	3	