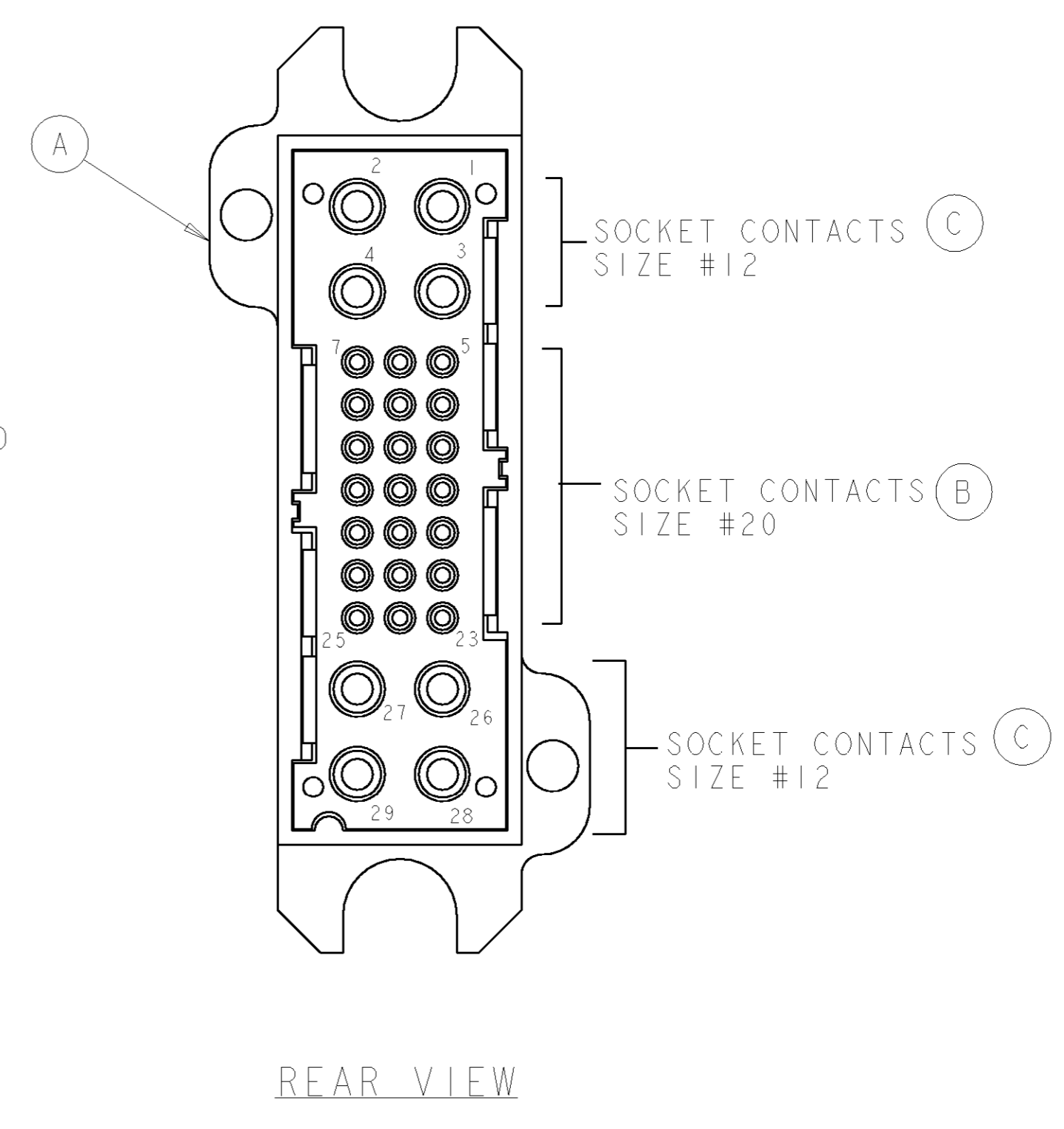
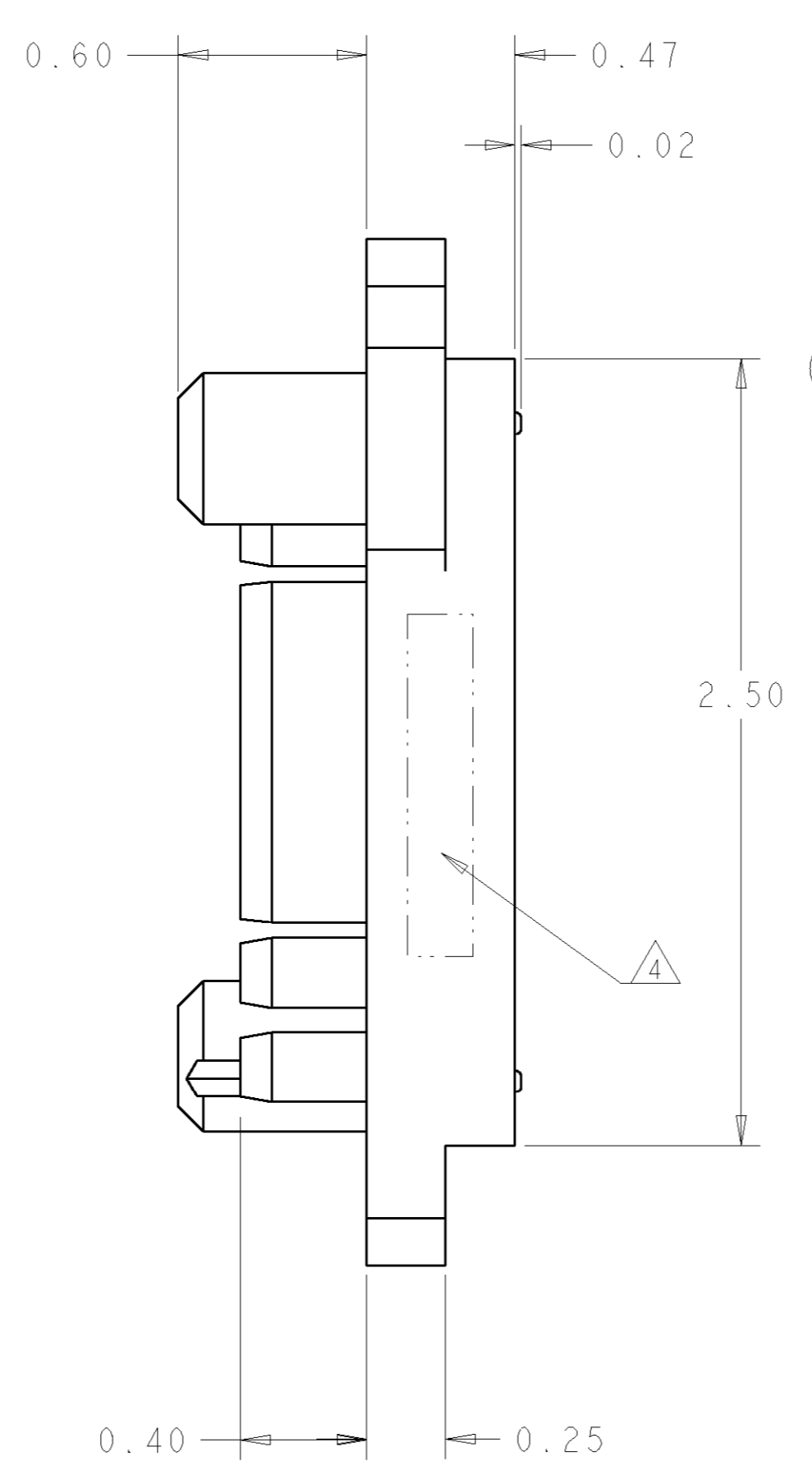
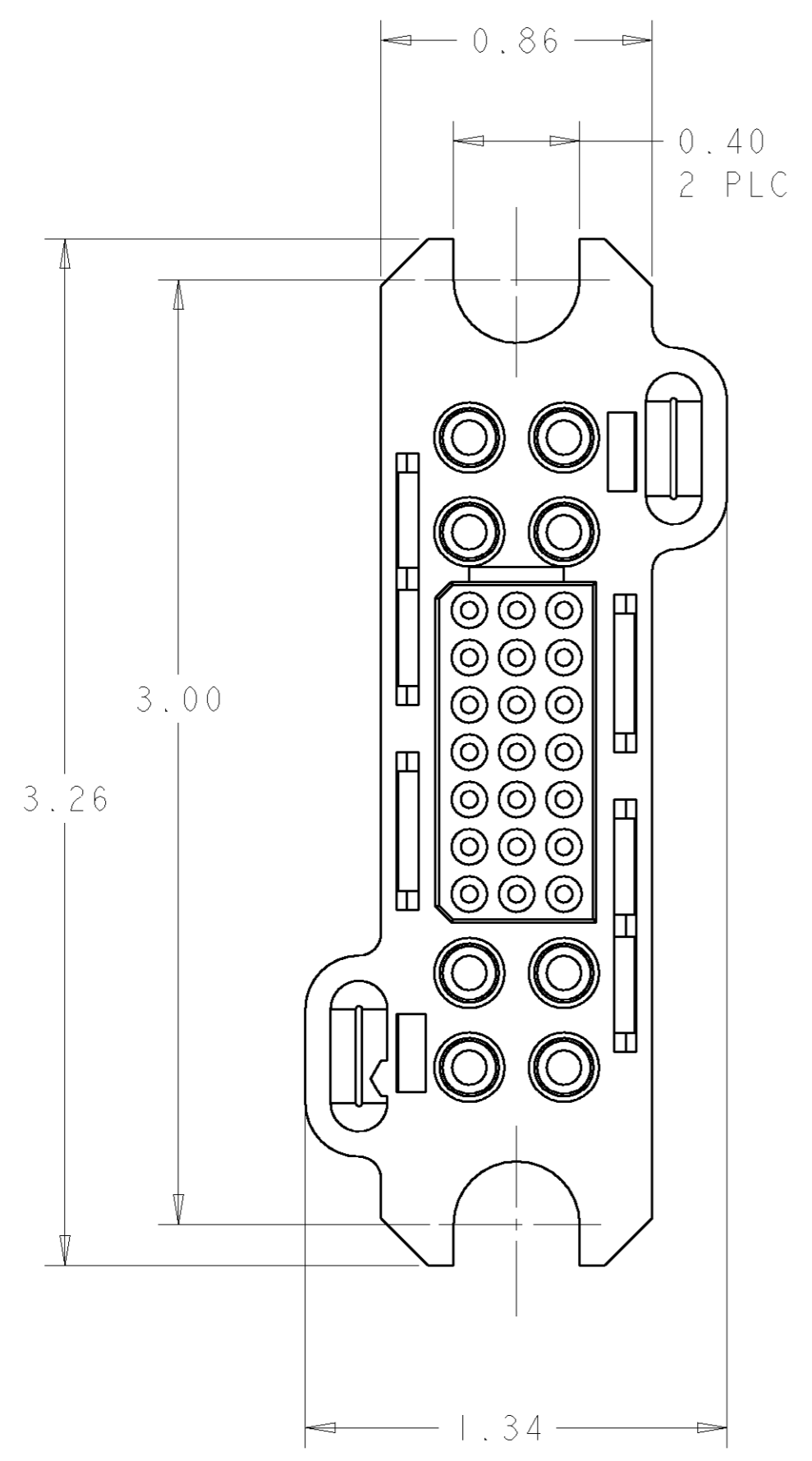


THIS DRAWING IS UNPUBLISHED. RELEASED FOR PUBLICATION 20  
 © COPYRIGHT 20 BY TYCO ELECTRONICS CORPORATION. ALL RIGHTS RESERVED.

LOC	DIST	REVISIONS					
GP	00	P	LTR	DESCRIPTION	DATE	DWN	APVD
			A	RELEASED	13NOV2006	RG	DO



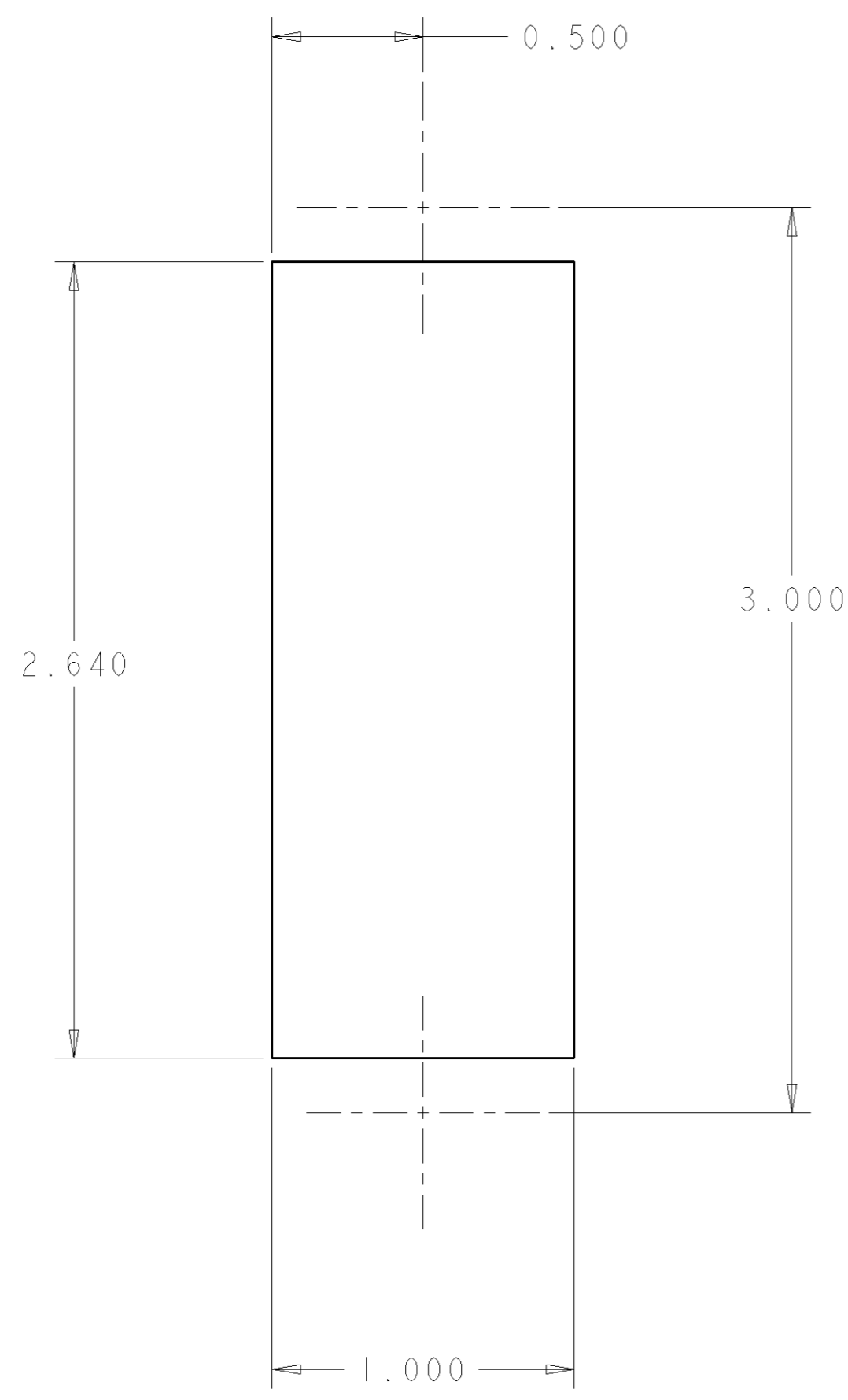
AS SHOWN	1926269-1
DESCRIPTION	PART NUMBER

<small>THIS DRAWING IS A CONTROLLED DOCUMENT FOR TYCO ELECTRONICS CORPORATION. IT IS SUBJECT TO CHANGE AND THE CONTROLLING ENGINEERING ORGANIZATION SHOULD BE CONTACTED FOR THE LATEST REVISION.</small>		DWN R. GRZYBOWSKI 13NOV06 CHK D. ORRIS 13NOV06 APVD S. FLICKINGER 13NOV06	<b>tyco</b> Electronics Tyco Electronics Harrisburg, PA 17105-3608
DIMENSIONS: INCHES 	TOLERANCES UNLESS OTHERWISE SPECIFIED: 0 PLC ± 1 PLC ± 2 PLC ±.02 3 PLC ±.010 4 PLC ± ANGLES ±.5 FINISH	PRODUCT SPEC - APPLICATION SPEC - WEIGHT -	NAME CONNECTOR ASSEMBLY SOCKET 75 AMP, LOWER DRAWER SIZE CAGE CODE DRAWING NO RESTRICTED TO A200779 C-1926269 -
MATERIAL -		CUSTOMER DRAWING	SCALE 3:1 SHEET 1 OF 2 REV A

**ELCON LOWER DRAWER**

THIS DRAWING IS UNPUBLISHED. RELEASED FOR PUBLICATION 20  
 © COPYRIGHT 20 BY TYCO ELECTRONICS CORPORATION. ALL RIGHTS RESERVED.

LOC	DIST	REVISIONS			
P	LTR	DESCRIPTION	DATE	DWN	APVD
GP	00	-	SEE SHEET 1	-	-



SUGGESTED PANEL CUT-OUT  
 VIEW FROM CONNECTOR MOUNTING SIDE

- PART NUMBER CHANGES AND OR DESIGN CHANGES AFFECTING THE INTERCHANGEABILITY REQUIRE PRIOR TYCO APPROVAL AND AUTHORIZATION BY REVISION TO THIS DRAWING.
- MATERIAL:  
 INSULATOR: THERMOPLASTIC, GLASS REINFORCED, UL 94V-0  
 FLAMMABILITY RATED, COLOR: BLACK  
 CONTACT: COPPER ALLOY  
 CROWN BAND: BERYLLIUM COPPER  
 RETENTION CLIP: BERYLLIUM COPPER OR STAINLESS STEEL
- FINISH:  
 CONTACTS SIZE #12 : GOLD .000005 MIN THK.  
 OVER NICKEL .00040 MIN THK.  
 CONTACTS SIZE #20 : GOLD .000010 MIN THK.  
 OVER NICKEL .00040 MIN THK.  
 CROWN BAND: GOLD .000030 MIN THK.  
 OVER NICKEL .00040 MIN THK.

△4 ITEMS PROVIDED TO THIS SPECIFICATION TO BE PERMANENTLY IDENTIFIED PER THE FOLLOWING IDENTIFIER:

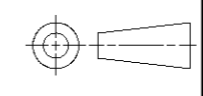
YEAR    WEEK   

TYCO PART NUMBER                      DATE CODE (e.g. 0216)  
|    |  
 XXXXXXXX-X                                      XXXX

△5 CRIMP CONTACTS (ITEMS B AND C ) SHALL BE PACKAGED SEPARATELY AND PLACED IN THE BOX WITH CONN. ASSEMBLY.

△5	3	1648384-1	CONTACT, SOCKET, #12, CRIMP, HP	C
△5	9	1648325-1	CONTACT, SOCKET, #20, CRIMP	B
	1	1648206-1	HOUSING, SOCKET, FLOAT MOUNT	A
	-1	PART NUMBER	DESCRIPTION	ITEM

**ELCON LOWER DRAWER**

<small>THIS DRAWING IS A CONTROLLED DOCUMENT FOR TYCO ELECTRONICS CORPORATION          IT IS SUBJECT TO CHANGE AND THE CONTROLLING ENGINEERING ORGANIZATION          SHOULD BE CONTACTED FOR THE LATEST REVISION.</small>		DWN R.GRZYBOWSKI 13NOV06 CHK D.ORRIS 13NOV06 APVD S.FLICKINGER 13NOV06	<b>tyco</b> Tyco Electronics Harrisburg, PA 17105-3608
DIMENSIONS: INCHES 	TOLERANCES UNLESS OTHERWISE SPECIFIED: 0 PLC ± 1 PLC ± 2 PLC ±.02 3 PLC ±.010 4 PLC ± ANGLES ±.5 FINISH	PRODUCT SPEC APPLICATION SPEC WEIGHT	NAME CONNECTOR ASSEMBLY SOCKET 75 AMP, LOWER DRAWER SIZE CAGE CODE DRAWING NO RESTRICTED TO A200779G-1926269 -
MATERIAL		CUSTOMER DRAWING	SCALE 3:1 SHEET 2 OF 2 REV A