

HOA1180

Reflective Sensor

FEATURES

- Choice of phototransistor or photodarlington output
- High sensitivity
- Wide operating temperature range (- 55°C to +100°C)
- 12.0 in.(305 mm) min. 28 AWG PVC insulated wire leads



INFRA-24.TIF

DESCRIPTION

The HOA1180 series consists of an infrared emitting diode and an NPN silicon phototransistor (HOA1180-001, - 002) or photodarlington (HOA1180-003), encased side- by- side on converging optical axes in a black thermoplastic housing. The detector responds to radiation from the IRED only when a reflective object passes within its field of view. The HOA1180 series employs metal can packaged components. For additional component information see SE1450, SD1440, and SD1410.

Housing material is polyester. Housings are soluble in chlorinated hydrocarbons and ketones. Recommended cleaning agents are methanol and isopropanol.

Wire color code and functions are:

All devices
 IRED anode - Red
 IRED cathode - Black

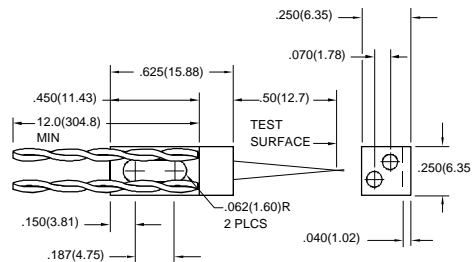
HOA1180-001
 Collector - Brown
 Emitter - Black

HOA1180-002
 Collector - Orange
 Emitter - Black

HOA1180-003
 Collector - Yellow
 Emitter - Black

OUTLINE DIMENSIONS in inches (mm)

Tolerance 3 plc decimals ±0.010(0.25)
 2 plc decimals ±0.020(0.51)



DIM_035.d54

HOA1180

Reflective Sensor

ELECTRICAL CHARACTERISTICS (25°C unless otherwise noted)

| PARAMETER | SYMBOL | MIN | TYP | MAX | UNITS | TEST CONDITIONS |
|---|---------------|---------------------|-----|-------------------|---------------|---|
| IR EMITTER | | | | | | |
| Forward Voltage | V_F | | | 1.6 | V | $I_F=20\text{ mA}$ |
| Reverse Leakage Current | I_R | | | 10 | μA | $V_R=3\text{ V}$ |
| DETECTOR | | | | | | |
| Collector-Emitter Breakdown Voltage HOA1180-001, -002 HOA1180-003 | $V_{(BR)CEO}$ | 30 15 | | | V | $I_C=100\ \mu\text{A}$ |
| Emitter-Collector Breakdown Voltage | $V_{(BR)ECO}$ | 5.0 | | | V | $I_E=100\ \mu\text{A}$ |
| Collector Dark Current HOA1180-001, -002 HOA1180-003 | I_{CEO} | | | 100 250 | nA | $V_{CE}=10\text{ V}$ $I_F=0$ |
| COUPLED CHARACTERISTICS | | | | | | |
| On-State Collector Current HOA1180-001 HOA1180-002 HOA1180-003 | $I_{C(ON)}$ | 0.04 0.16 2.0 | | | mA | $V_{CE}=5\text{ V}$ $I_F=30\text{ mA}$ (1) |
| Collector-Emitter Saturation Voltage HOA1180-001 HOA1180-002 HOA1180-003 | $V_{CE(SAT)}$ | | | 0.4 0.4 1.1 | V | $I_F=30\text{ mA}$ (1) $I_C=5\ \mu\text{A}$ $I_C=20\ \mu\text{A}$ $I_C=250\ \mu\text{A}$ |
| Rise And Fall Time HOA1180-001, -002 HOA1180-003 | t_r, t_f | | | 15 75 | μs | $V_{CC}=5\text{ V}, I_C=1\text{ mA}$ $R_L=1000\ \Omega$ $R_L=100\ \Omega$ |

Notes

1. Test surface is a front surface mirror (polished aluminum, 85% reflectance) located 0.50 in. (12.7 mm) from the front surface of the device.

ABSOLUTE MAXIMUM RATINGS

(25°C Free-Air Temperature unless otherwise noted)

Operating Temperature Range -55°C to 100°C

Storage Temperature Range -55°C to 125°C

Soldering Temperature (5 sec) 240°C

IR EMITTER

Power Dissipation 75 mW (1)

Reverse Voltage 3 V

Continuous Forward Current 50 mA

DETECTOR

Collector-Emitter Voltage 30 V

Emitter-Collector Voltage 5 V

Power Dissipation 75 mW (1) 75 mW (1)

Collector DC Current 30 mA 30 mA

TRANS. DARLINGTON

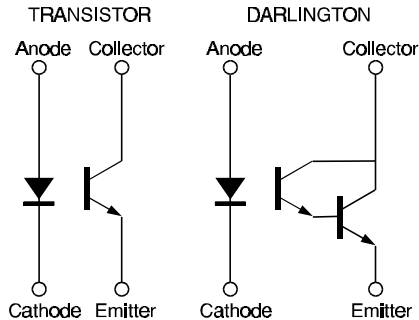
Collector-Emitter Voltage 15 V

Emitter-Collector Voltage 5 V

Power Dissipation 75 mW (1) 75 mW (1)

Collector DC Current 30 mA 30 mA

SCHEMATIC



Honeywell reserves the right to make changes in order to improve design and supply the best products possible.

Honeywell

HOA1180

Reflective Sensor

Fig. 1 IRED Forward Bias Characteristics

gra_073.ds4

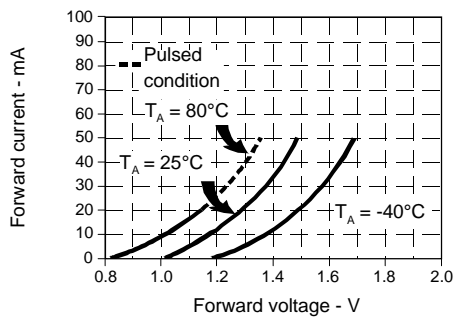


Fig. 2 Non-Saturated Switching Time vs Load Resistance

gra_079.ds4

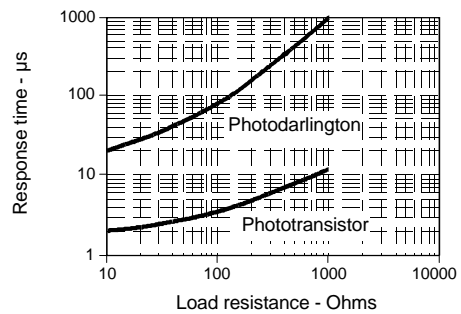


Fig. 3 Dark Current vs Temperature

gra_303.cdr

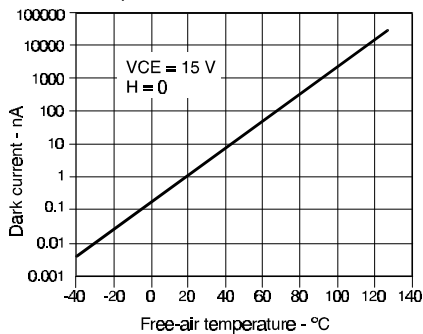


Fig. 4 Collector Current vs Ambient Temperature

gra_076.ds4

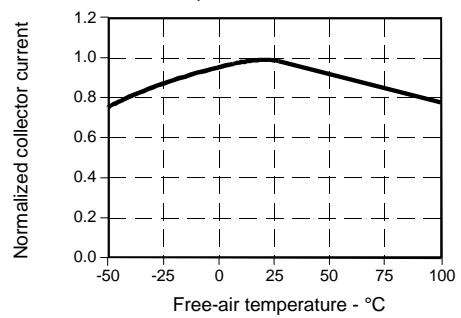


Fig. 5 Collector Current vs Distance to Reflective Surface

gra_084.ds4

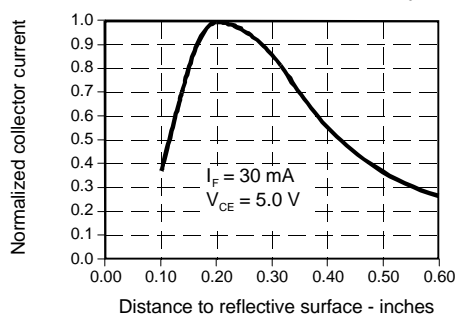
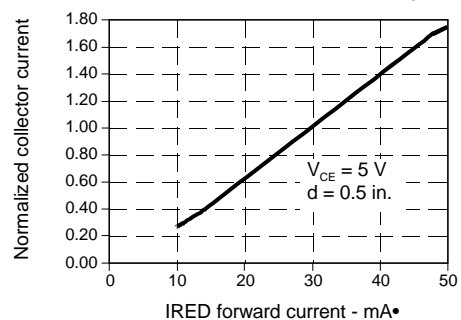


Fig. 6 Collector Current vs IRED Forward Current

gra_085.ds4



All Performance Curves Show Typical Values

HOA1180
Reflective Sensor



Honeywell reserves the right to make changes in order to improve design and supply the best products possible.

Honeywell