

Printed-circuit board connector - IPC 16/ 3-ST-10.16 - 1969386

Please be informed that the data shown in this PDF Document is generated from our Online Catalog. Please find the complete data in the user's documentation. Our General Terms of Use for Downloads are valid (<http://download.phoenixcontact.com>)



Plug component, Nominal current: 76 A, Rated voltage (III/2): 1000 V, Number of positions: 3, Pitch: 10.16 mm, Connection method: Screw connection, Color: green, Contact surface: Silver

The figure shows a 5-pos. version of the product

Why buy this product

- Can be plugged into PC 16 plugs or inverted IPC 16 headers
- Unlimited 600 V UL approval
- Inverted IPC 16 plugs with pin contacts for touch-proof device outputs (with IPC 16 G) or free-hanging cable/cable connections



Key commercial data

Packing unit	1
Minimum order quantity	50
Catalog page	Page 464 (CC-2011)
GTIN	 4 017918 943639
Custom tariff number	85366990
Country of origin	POLAND

Technical data

Dimensions / positions

Pitch	10.16 mm
Dimension a	20.32 mm
Number of positions	3
Screw thread	M4
Tightening torque, min	1.7 Nm
Tightening torque max	1.8 Nm

Technical data

Range of articles	IPC 16/...-ST
Insulating material group	I
Rated surge voltage (III/3)	8 kV
Rated surge voltage (III/2)	8 kV

Printed-circuit board connector - IPC 16/ 3-ST-10.16 - 1969386

Technical data

Technical data

Rated surge voltage (II/2)	6 kV
Rated voltage (III/2)	1000 V
Rated voltage (II/2)	1000 V
Connection in acc. with standard	EN-VDE
Nominal current I _N	76 A
Nominal voltage U _N	1000 V
Nominal cross section	16 mm ²
Maximum load current	76 A
Insulating material	PA
Inflammability class according to UL 94	V0
Internal cylindrical gage	A6
Stripping length	14 mm
Nominal voltage, UL/CUL Use Group B	600 V
Nominal current, UL/CUL Use Group B	55 A
Nominal voltage, UL/CUL Use Group C	600 V
Nominal current, UL/CUL Use Group C	55 A

Connection data

Conductor cross section solid min.	0.75 mm ²
Conductor cross section solid max.	16 mm ²
Conductor cross section stranded min.	0.75 mm ²
Conductor cross section stranded max.	16 mm ²
Conductor cross section stranded, with ferrule without plastic sleeve min.	0.5 mm ²
Conductor cross section stranded, with ferrule without plastic sleeve max.	16 mm ² Only in connection with CRIMPFOX 16 S
Conductor cross section stranded, with ferrule with plastic sleeve min.	0.5 mm ²
Conductor cross section stranded, with ferrule with plastic sleeve max.	16 mm ² Only in connection with CRIMPFOX 16 S
Conductor cross section AWG/kcmil min.	18
Conductor cross section AWG/kcmil max	6
2 conductors with same cross section, solid min.	0.75 mm ²
2 conductors with same cross section, solid max.	6 mm ²
2 conductors with same cross section, stranded min.	0.75 mm ²
2 conductors with same cross section, stranded max.	6 mm ²
2 conductors with same cross section, stranded, ferrules without plastic sleeve, min.	0.5 mm ²
2 conductors with same cross section, stranded, ferrules without plastic sleeve, max.	4 mm ²
2 conductors with same cross section, stranded, TWIN ferrules with plastic sleeve, min.	0.5 mm ²
2 conductors with same cross section, stranded, TWIN ferrules with plastic sleeve, max.	6 mm ²
Minimum AWG according to UL/CUL	20

Printed-circuit board connector - IPC 16/ 3-ST-10.16 - 1969386

Technical data

Connection data

Maximum AWG according to UL/CUL	6
---------------------------------	---

Classifications

eclass

eCl@ss 4.0	272607xx
eCl@ss 4.1	27260701
eCl@ss 5.0	27260701
eCl@ss 5.1	27260701
eCl@ss 6.0	27260704
eCl@ss 7.0	27440402

etim

ETIM 3.0	EC001121
ETIM 4.0	EC002638
ETIM 5.0	EC002638

unspsc

UNSPSC 6.01	30211810
UNSPSC 7.0901	39121409
UNSPSC 11	39121409
UNSPSC 12.01	39121409
UNSPSC 13.2	39121409

Approvals

Approvals

Approvals

UL Recognized / cUL Recognized / GOST / cULus Recognized

Ex Approvals

Approvals submitted

Approval details

Printed-circuit board connector - IPC 16/ 3-ST-10.16 - 1969386

Approvals

UL Recognized

	B	C
mm ² /AWG/kcmil	20-6	20-6
Nominal current I _N	55 A	55 A
Nominal voltage U _N	600 V	600 V

cUL Recognized

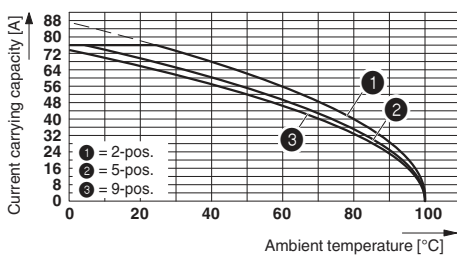
	B	C
mm ² /AWG/kcmil	20-6	20-6
Nominal current I _N	55 A	55 A
Nominal voltage U _N	600 V	600 V

GOST

cULus Recognized

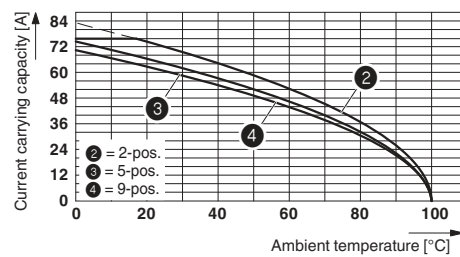
Drawings

Diagram



Derating curve for: IPC 16/...-ST-10,16 with DFK-IPC 16/...-G-10,16

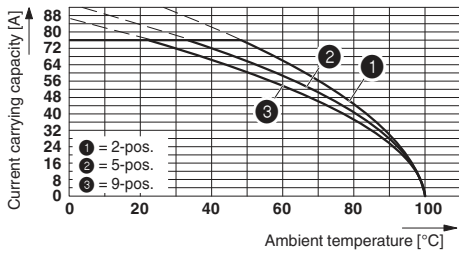
Diagram



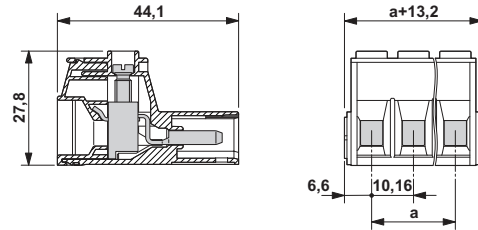
Derating curve for: IPC 16/...-ST-10,16 with IPC 16/...-G-10,16

Printed-circuit board connector - IPC 16/ 3-ST-10.16 - 1969386

Diagram



Dimensioned drawing



Derating curve for: PC 16/...-ST-10,16 with IPC 16/...-ST-10,16