

SECTION A-A

SECTION B-B

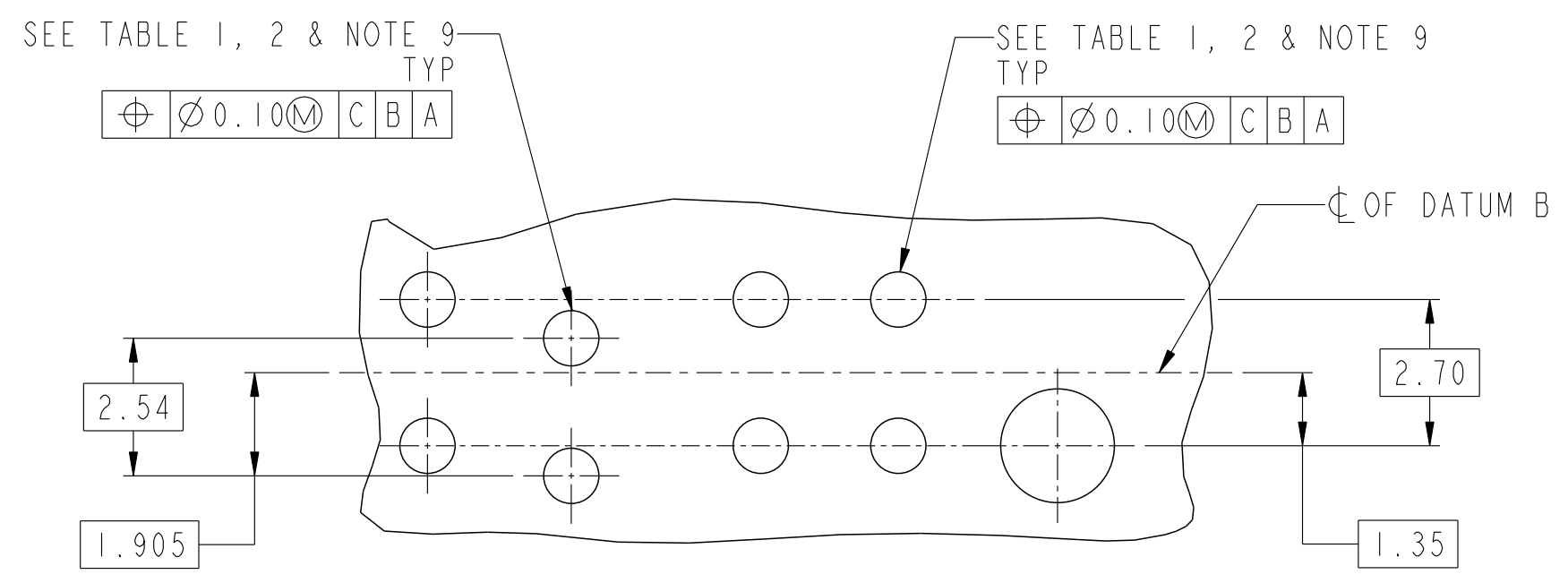
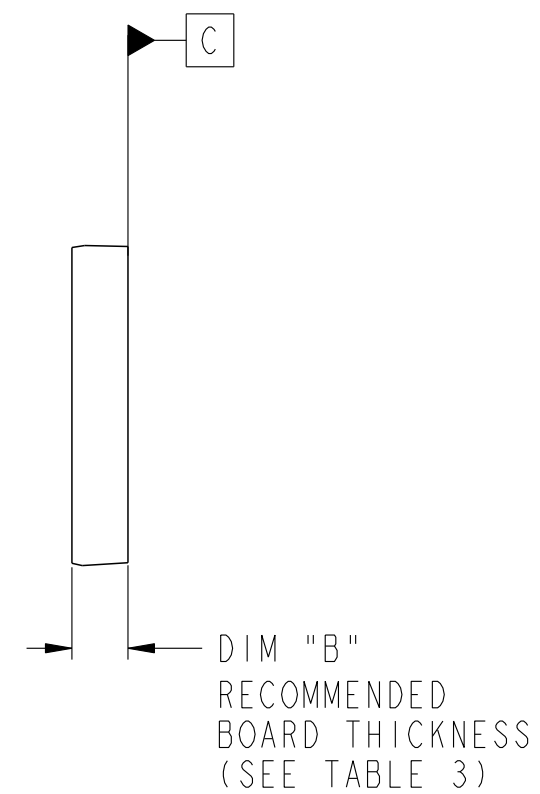
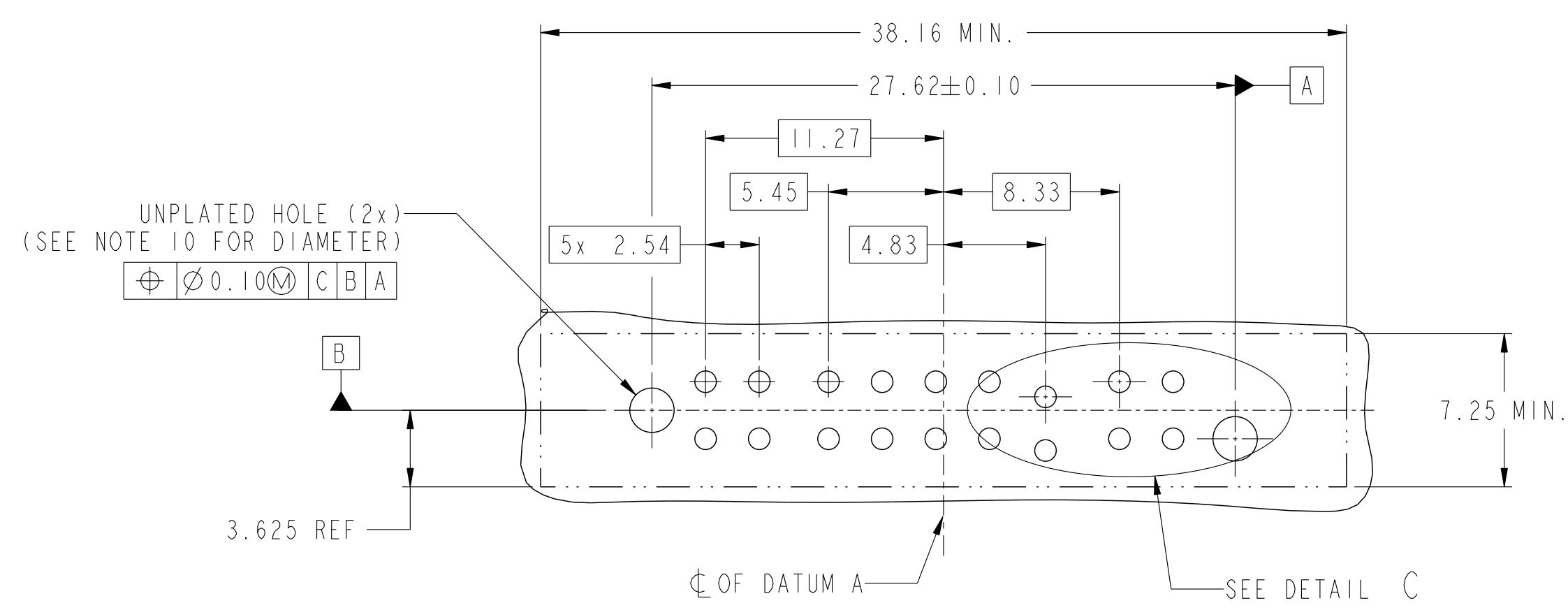
spec ref	-	dr	De-Ming Lu	2014/01/06	projection	MM	size	A2	scale	4:1	
tolerance std	ISO 406 ISO 1101	eng	De-Ming Lu	2014/02/11			ecn no	ELX-DG-16921-1			
TOLERANCES UNLESS OTHERWISE SPECIFIED		chr	-	rel level				Released			
surface	ISO 1302	appr	Pei-Ming Zheng	2014/02/11	product family	HPCE	dwg no	10127976			
	linear	0.X	±0.5		title		HPCE BTB VERT RECEPT I2P2S4P	rev	B		
		0.XX	±0.25		cat. no.				Product - Customer Drw	sheet 1 of 3	
	angular	0°	±2°		www.fci.com						



Copyright FCI.

CONTACT TYPE	TOP LAYER DESCRIPTION	TABLE 1 (HPCE / SOLDER TAILS) PLATED THROUGH-HOLE REQUIREMENTS				
		DRILLED HOLE DIAMETER	COPPER THICKNESS	TIN-LEAD THICKNESS	TIN THICKNESS	FINISHED HOLE DIAMETER
POWER & SIGNAL	TIN-LEAD	1.10-1.16 (1.15 DRILL)	0.025 - 0.050	0.005 - 0.015	--	0.94 - 1.10
	IMMERSION TIN	1.10-1.16 (1.15 DRILL)	0.025 - 0.050	--	0.9 - 1.5um	0.94 - 1.10
	COPPER (SEE NOTE 8)	1.10-1.16 (1.15 DRILL)	0.025 - 0.050	--	--	0.94 - 1.10

CONTACT TYPE	TOP LAYER DESCRIPTION	TABLE 2 (HPCE / PRESS-FIT TAILS) PLATED THROUGH-HOLE REQUIREMENTS				
		DRILLED HOLE DIAMETER	COPPER THICKNESS	TIN-LEAD THICKNESS	TIN THICKNESS	FINISHED HOLE DIAMETER
POWER & SIGNAL	TIN-LEAD	0.81-0.86 (0.85 DRILL)	0.025 - 0.050	0.005 - 0.015	--	0.65 - 0.80
	IMMERSION TIN	0.81-0.86 (0.85 DRILL)	0.025 - 0.050	--	0.9 - 1.5um	0.70 - 0.80
	COPPER (SEE NOTE 8)	0.81-0.86 (0.85 DRILL)	0.025 - 0.050	--	--	0.70 - 0.80

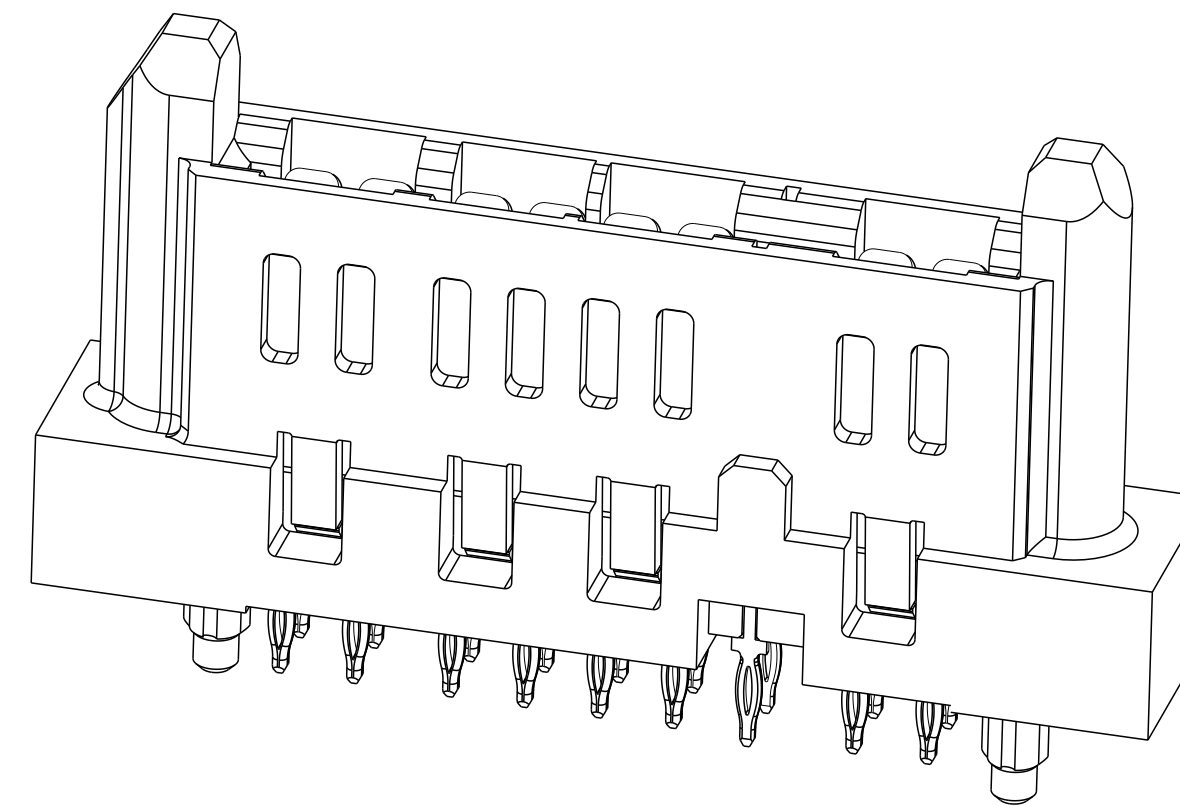


DETAIL C  
SCALE 8:1

spec ref	-	dr	De-Ming Lu	2014/01/06	projection	MM	size	A2	scale	4:1
tolerance std	ISO 406 ISO 1101	eng	De-Ming Lu	2014/02/11	chr	-	ecn no	ELX-DG-16921-1		
surface	ISO 1302	appr	Pei-Ming Zheng	2014/02/11	product family	HPCE	rel level	Released		
linear	0.X ±0.5 0.XX ±0.25 0.XXX ±0.10	title	HPCE BTB VERT RECEPT		cat. no.	10127976		rev	B	
angular	0° ±2°	www.fci.com	Product - Customer Drw		sheet 2 of 3					

HPCE PART NUMBER (TABLE 3)

PART NUMBER	TAIL TYPE	DIM "A"±0.25 TAIL LENGTH	DIM "B" RECOMMENDED BOARD THICKNESS
10127976-001LF	STB	3.17	1.57 ~ 2.38
10127976-002LF	PF		1.57 Min.



NOTES:

1. CONNECTOR MATERIALS:  
 HOUSING: HIGH TEMPERATURE THERMAL PLASTIC, BLACK  
 UL 94V-0 COMPLIANT  
 CONTACTS: HIGH PERFORMANCE COPPER ALLOY.
2. CONTACT FINISH REF. GS-12-1125 SECTION 5.2.
3. PRODUCT SPECIFICATION: GS-12-1125.
4. APPLICATION SPECIFICATION: GS-20-0388.
5. PRODUCT MARKING (FCI - PART NUMBER & DATE CODE) ON HOUSING IN AREA SHOWN.
6. PACKAGING MEETS FCI SPECIFICATION GS-14-2272.
7. HOUSING COMPONENT WILL WITHSTAND EXPOSURE TO 260°C PEAK TEMPERATURE FOR 60 SECONDS IN A CONVECTION, INFRA-RED, OR VAPOR PHASE REFLOW OVEN.
8. COPPER PLATING THICKNESS IN CENTER OF VIA-HOLE CAN BE NO MORE THAN 0.003 LESS THAN OTHER AREAS.
9. ALL HOLE SIZES ARE FINISHED HOLE SIZES.
10. MOUNTING HOLES ARE UNPLATED  
 Ø 2.18 +/- 0.03 FOR SOLDER TAILS  
 Ø 2.40 +/- 0.10 FOR PRESS FIT TAILS
11. PRESS FIT APPLICATION TOOL DRAWING: 10125182

spec ref	-	dr	De-Ming Lu	2014/01/06	projection	MM	size	A2	scale	4:1
tolerance std	ISO 406 ISO 1101	eng	De-Ming Lu	2014/02/11			ecn no	ELX-DG-16921-1		
TOLERANCES UNLESS OTHERWISE SPECIFIED		chr	-	appr			Pei-Ming Zheng	2014/02/11	product family	HPCE
surface	linear: 0.X ±0.5 0.XX ±0.25 0.XXX ±0.10 angular: 0° ±2°			title: HPCE BTB VERT RECEPT I2P2S4P	cat. no.	rev no: 10127976	rev: B	Product - Customer Drw sheet 3 of 3		