



# CANBAT

Model: CLI30-12 | Voltage: 12.8V | Capacity: 30Ah | Energy: 384Wh

## ELECTRICAL SPECIFICATIONS

Nominal Voltage	12.8 V
Nominal Capacity	30 Ah
Capacity @ 25A	72 min
Resistance	≤30 mΩ @ 50% SOC
Efficiency	99%
Self Discharge	<3% per Month
Maximum Modules in Parallel or Series	4

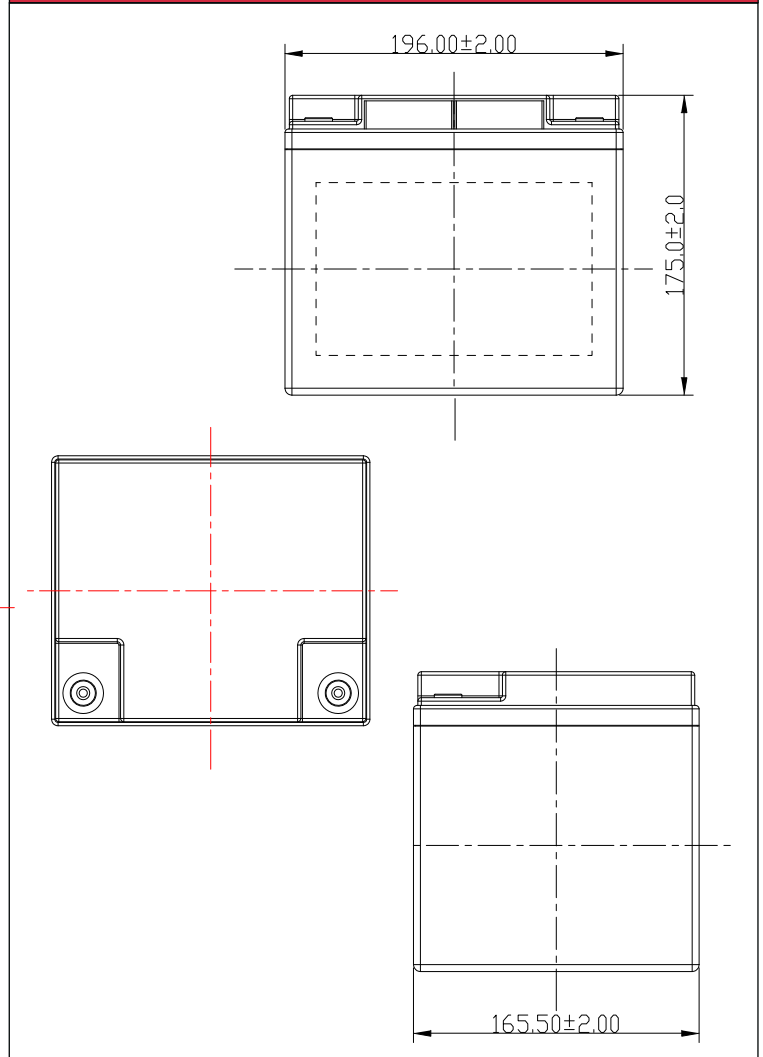
## CHARGING CHARACTERISTICS

Recommended Charge Current	≤ 15 A
Maximum Charge Current	30 Ah
Floating Charge Voltage	13.8 ±0.2 V
Maximum Charge Voltage	14.6 ±0.2 V
Recommended Charge Voltage (Single Unit)	14.4 V - 14.6 V
BMS Charge Voltage Cut-Off	14.8 V
Reconnect Voltage	14.4 V
Balancing Voltage	13.6 V ± 0.2 V

## DISCHARGE SPECIFICATIONS

Maximum Continuous Discharge Current	30 A
Peak Discharge Current	150A For 3 S
Recommended Low Voltage Disconnect	10 V ± 0.04 V
BMS Discharge Voltage Cut-Off	10 V ± 0.2 V
Reconnect Voltage	11.2 V ± 0.04 V
Short Circuit Protection	200-600 μs

## DIMENSIONAL SPECIFICATIONS



## TEMPERATURE SPECIFICATIONS

Discharge Temperature	-20 to 60 °C ( -4 to 140 °F )
Charge Temperature*	0 to 45 °C ( 32 to 113 °F )
Recommended Storage Temperature	-5 to 35 °C ( 23 to 95 °F )
BMS High Temperature Cut-Off	65 °C ( 149 °F )
Reconnect Temperature	50 °C ( 122 °F )

\*32°F = 0°C

## MECHANICAL SPECIFICATIONS

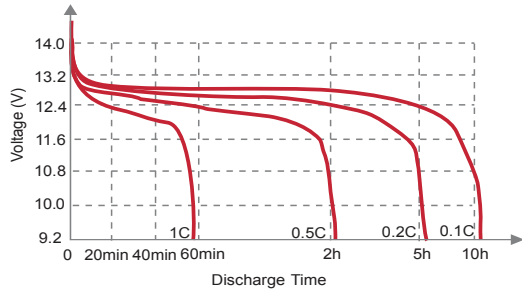
Dimensions (L x W x H)	7.72 x 6.54 x 6.89" 196 x 166 x 175 mm
Weight	11.2 lbs (5.08 kg)
Terminal / Thread Pitch	M6 / 1
Bolt Length / Thread Depth	12mm / 10mm
Case Material / Torque	ABS / 35 -44 in-lbs (4-5 N-m)
IP Rating	IP55
Cell Type - Chemistry	Prismatic - LiFePO4

To ensure safe and efficient operation always refer to the latest edition of our datasheets, as published on our website [www.canbat.com](http://www.canbat.com). Canbat Technologies Inc. All rights reserved. All trademarks are the property of their respective owners. All data subject to change without notice. E&O.E

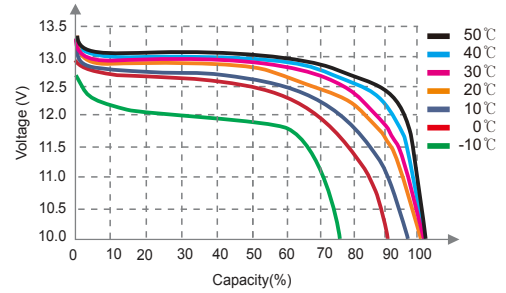


Model: CLI30-12 | Voltage: 12.8V | Capacity:30 Ah | Energy:384 Wh

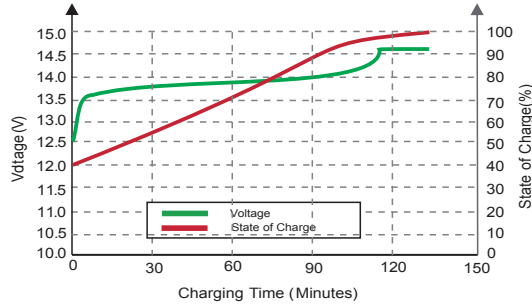
## DIFFERENT RATE DISCHARGE CURVE (25°C)



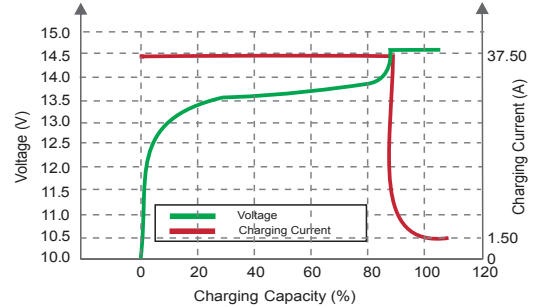
## DIFFERENT TEMPERATURE DISCHARGE CURVE (0.5C)



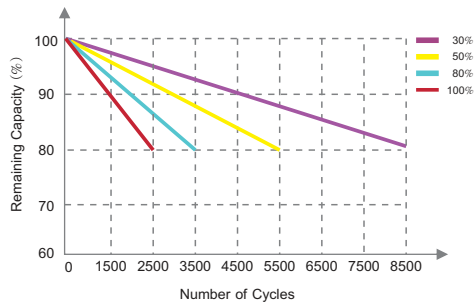
## STATE OF CHARGE CURVE (0.5C, 25°C)



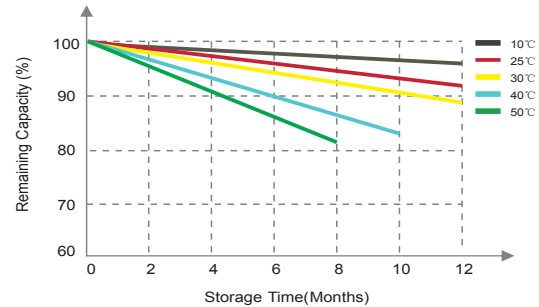
## CHARGING CHARACTERISTICS (0.5C, 25°C)



## DIFFERENT DOD DISCHARGE CYCLE LIFE CURVE



## DIFFERENT TEMPERATURE SELF DISCHARGE CURVE



## FEATURE LIFEPO4 BATTERY



### MORE CAPACITY :

Lithium iron provides up to 100% of usable energy, which means you can discharge the battery entirely.



### MINIMAL SELF-DISCHARGE :

Less than 3% self-discharge per month, which provides you more power when you need it.



### EASY INSTALLATION :

Canbat lithium iron batteries are designed to be drop-in replacements for sealed lead-acid batteries.



### LIGHTWEIGHT :

Lithium iron batteries are 60% lighter than lead-acid batteries, allowing for simple installation and transportation.



### INCREASED FLEXIBILITY :

Install up to 4 lithium LiFePO4 batteries in series to increase overall voltage or up to 4 in parallel to increase amperage.



### HIGH DISCHARGE RATE :

Ability to deeply discharge the battery at a high rate of discharge while maintaining high energy capacity.



### INTELLIGENT BMS :

The battery management system monitors and adapts to battery conditions to maximize performance and safety.



### FASTER CHARGING :

Charges much faster than conventional sealed lead-acid batteries, giving you access to reliable power quicker.



### LONG CYCLE LIFE :

More than 2,500 cycles at a depth of discharge of 100% and a warranty of 10 years on all lithium batteries.