




15 W Universal Input, Compact PCB, 3.3 to 24VDC PSA15LN Single Output OEM Open Frame



Features

- Compact 1.57 x 4.33" PCB
- CISPR 22B; FCC B EMI
- +/-5% Voltage Adjustment
- Low 1 Inch Profile
- Optional 2 Wire AC Version

Applications

- Networking
- Compact Equipment
- Peripherals and Terminals
- Microcomputers

Safety Approvals

- cUL 1950
- CE (Low Voltage Directive)
- TUV EN60950

Mechanical Characteristics

- Dimensions:
- Length: 110mm (4.33in)
 - Width: 40mm (1.57in)
 - Height: 25.4mm (1.00in)
 - Weight: 100gm (3.5oz)

Output Specifications

Model (3 Wire Version) ⁽²⁾	DC Output Voltage	Load		Ripple ⁽¹⁾ P-P	Regulation		Max Power
		Min.	Max.		Line	Load	
PSA15LN2-033	3.3V	0A	3.0A	50mV	±1%	±3%	10W
PSA15LN2-050	5.0V	0A	3.0A	50mV	±1%	±2%	15W
PSA15LN2-090	9.0V	0A	1.67A	90mV	±1%	±2%	15W
PSA15LN2-120	12V	0A	1.25A	120mV	±1%	±2%	15W
PSA15LN2-150	15V	0A	1.00A	150mV	±1%	±2%	15W
PSA15LN2-180	18V	0A	0.83A	180mV	±1%	±2%	15W
PSA15LN2-240	24V	0A	0.63A	240mV	±1%	±2%	15W
PSA15LN3-033 ⁽²⁾	3.3V	0A	3.0A	50mV	±1%	±3%	10W
PSA15LN3-050 ⁽²⁾	5.0V	0A	3.0A	50mV	±1%	±2%	15W
PSA15LN3-090 ⁽²⁾	9.0V	0A	1.67A	90mV	±1%	±2%	15W
PSA15LN3-120 ⁽²⁾	12V	0A	1.25A	120mV	±1%	±2%	15W
PSA15LN3-150 ⁽²⁾	15V	0A	1.00A	150mV	±1%	±2%	15W
PSA15LN3-180 ⁽²⁾	18V	0A	0.83A	180mV	±1%	±2%	15W
PSA15LN3-240 ⁽²⁾	24V	0A	0.63A	240mV	±1%	±2%	15W

(1) Measured at maximum load by using a 12 inch twisted pair terminated with a 10mfd capacitor and a 0.1mfd ceramic in parallel.

(2) PSA-15LN2 is two wire input. PSA-15LN2 is special order. Please consult factory. PSA-15LN3 is three wire input.

INPUT:**AC Input Voltage (Operating)**

90 to 264 VAC

AC Input Frequency

47 to 63Hz

AC Input Current

0.5Arms (120VAC)

0.25Arms (240VAC)

AC Inrush Current (Cold)

30A max. (120VAC)

60A max. (240VAC)

Efficiency

65% minimum

Full Load, 115VAC

OUTPUT:**Hold-up Time**

16ms, Full load, 115VAC

Overvoltage Protection

Zener Diode Clamping

Overcurrent Protection

Auto Restart

ENVIRONMENTAL:**Operation Temperature (Convection)**

0 to 50°C

Storage Temperature

-25 to +85°C

Humidity

10 to 90% RH (Non-condensing)

Emissions

FCC Class B

EN 55022 B

Immunity

EN 50082-1: 1997

61000-4-2, Level 3

61000-4-3, Level 2

61000-4-4, Level 2

61000-4-5, Level 3

61000-4-6, Level 2

61000-4-11

GENERAL:**Leakage Current (254VAC)**

LN2: Less than 0.25mA

LN3: Less than 0.75mA

Dielectric Withstand (Hipot)

Input to Output

3000VAC, 1 min., 10mA

Switching Frequency

100KHz (nominal)

MTBF (Full Load, 25°C)

150K Hrs.

MIL-HDBK-217F

AC Input Connector (Molex or Equiv.)

LN2: 09-65-2038 (Pin 2 omitted)

Mates with: 09-50-7031

LN3: 09-65-2058 (Pins 2,4 omitted)

Mates with: 09-50-7051

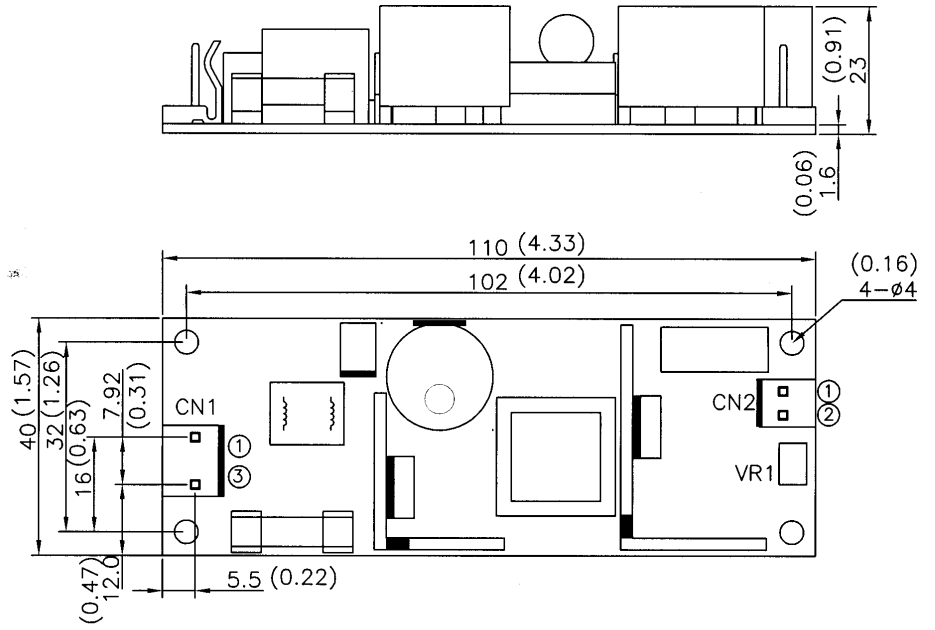
Crimp Pin: 08-52-0072

DC Output Connector

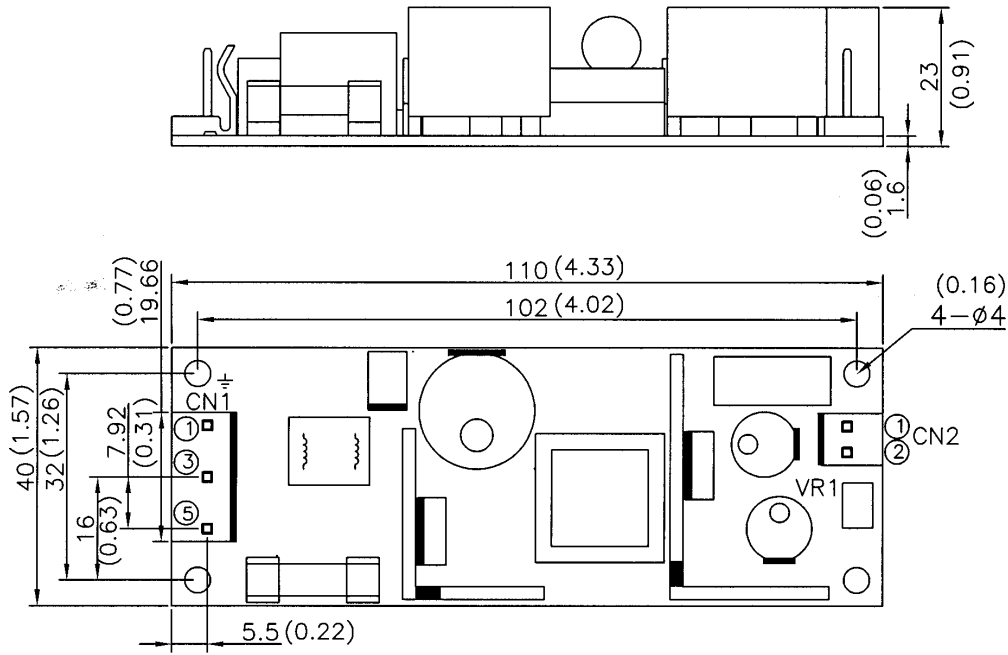
Molex 09-65-2028

Mates with: 09-50-7021

Crimp Pin: 08-52-0072



	PIN NO.	DESCRIPTION
CN2	PIN-1	+Vout
	PIN-2	RTN
CN1	PIN-1	AC N
	PIN-3	AC L



	PIN NO	DESCRIPTION
CN2	PIN-1	+Vout
	PIN-2	RTN
CN1	PIN-1	GROUND
	PIN-3	N
	PIN-5	L