



Main

| | |
|---------------------------|--|
| Range of Product | Phaseo |
| Product or Component Type | Battery control module |
| Input voltage | 24...28.8 V DC |
| Output voltage | (U _{battery} -0.5) V battery mode DC (U _{in} -0.25) V nominal mode DC |
| Maximum output current | 20 A |

Complementary

| | |
|--------------------------------|---|
| Input voltage limits | 22...30 V |
| Maximum power dissipation in W | 7 W |
| Activation threshold | Adjustable 22...36 V |
| Number of output channels | 1 |
| Current consumption | 0.6 A on load 0.1 mA no load ≤ 40.6 A |
| Output protection type | Against overload 1.5 x I _n Against short-circuits battery-backed mode, automatic reset Against short-circuits power-supplied mode |
| Connections - terminals | Diagnostic relay removable screw terminal block 1 x 0.75 mm ² Input connection screw type terminals 2 x 0.5...2 x 10 mm ² AWG 20...AWG 8 Output connection screw type terminals 2 x 0.5...2 x 10 mm ² AWG 20...AWG 8 |
| Fixing mode | By clips 35 mm symmetrical DIN rail horizontal By clips 35 mm symmetrical DIN rail vertical |
| Operating altitude | 6561.68 ft (2000 m) |
| Marking | CE |
| Name of test | Electrostatic discharges EN/IEC 61000-4-2 Emission EN 61000-6-3 Induced electromagnetic field EN/IEC 61000-4-6 level 3 Radiated electromagnetic field EN/IEC 61000-4-3 level 3 Rapid transient IEC 61000-4-4 level 3 Surge EN/IEC 61000-4-5 level 2 Conducted/radiated emissions EN 55022 Class B, 20 % |
| Local signalling | For alarm status 1 C/O relay For battery status 1 C/O relay For power supply status 1 C/O relay For module status LCD screen |
| Width | 2.36 in (60 mm) |
| Height | 4.92 in (125 mm) |
| Depth | 6.30 in (160 mm) |
| Net Weight | 1.10 lb(US) (0.5 kg) |

Environment

| | |
|---------------------------------------|--|
| Product Certifications | RCM EAC |
| Standards | UL 508 CSA C22.2 No 60950-1 |
| Ambient air temperature for operation | -13...140 °F (-25...60 °C) |
| Ambient Air Temperature for Storage | -40...185 °F (-40...85 °C) |
| Environmental characteristic | EMC EN 61000-6-3 EMC EN/IEC 61000-6-2 Safety EN/IEC 60950-1 Safety EN/IEC 61204-3 |
| IP degree of protection | IP20 conforming to EN/IEC 60529 |
| Dielectric strength | 500 V between input and ground 500 V between output and ground |
| Overvoltage category | Class II VDE 0106-1 |
| Relative Humidity | 0...90 % during operation 0...95 % during storage |
| MTBF reliability | 24 V with UTE C80-810 |
| Vibration resistance | 2 gn 11.9...150 Hz)EN/IEC 61131-2 3.5 mm 3...11.9 Hz)EN/IEC 61131-2 |

Ordering and shipping details

| | |
|-----------------------|-------------------------------------|
| Category | 22525 - ABL8 AND ABL7 POWER SUPPLIE |
| Discount Schedule | CP12 |
| GTIN | 3389119406826 |
| Nbr. of units in pkg. | 1 |
| Package weight(Lbs) | 3.24 lb(US) (1.468 kg) |
| Returnability | Yes |
| Country of origin | PH |

Packing Units

| | |
|------------------------------|--------------------------|
| Unit Type of Package 1 | PCE |
| Package 1 Height | 3.54 in (9 cm) |
| Package 1 width | 7.68 in (19.5 cm) |
| Package 1 Length | 7.68 in (19.5 cm) |
| Unit Type of Package 2 | S03 |
| Number of Units in Package 2 | 8 |
| Package 2 Weight | 26.30 lb(US) (11.929 kg) |
| Package 2 Height | 11.81 in (30 cm) |
| Package 2 width | 11.81 in (30 cm) |
| Package 2 Length | 15.75 in (40 cm) |
| Unit Type of Package 3 | P06 |
| Number of Units in Package 3 | 72 |
| Package 3 Weight | 261.69 lb(US) (118.7 kg) |
| Package 3 Height | 31.50 in (80 cm) |
| Package 3 width | 31.50 in (80 cm) |
| Package 3 Length | 23.62 in (60 cm) |

Offer Sustainability

| | |
|----------------------------|---|
| Sustainable offer status | Green Premium product |
| California proposition 65 | WARNING: This product can expose you to chemicals including: Lead and lead compounds, which is known to the State of California to cause cancer and birth defects or other reproductive harm. For more information go to www.P65Warnings.ca.gov |
| REACH Regulation | REACH Declaration |
| REACH free of SVHC | Yes |
| EU RoHS Directive | Pro-active compliance (Product out of EU RoHS legal scope) EU RoHS Declaration |
| Mercury free | Yes |
| RoHS exemption information | Yes |
| China RoHS Regulation | China RoHS Declaration |
| Environmental Disclosure | Product Environmental Profile |
| Circularity Profile | End Of Life Information |
| PVC free | Yes |

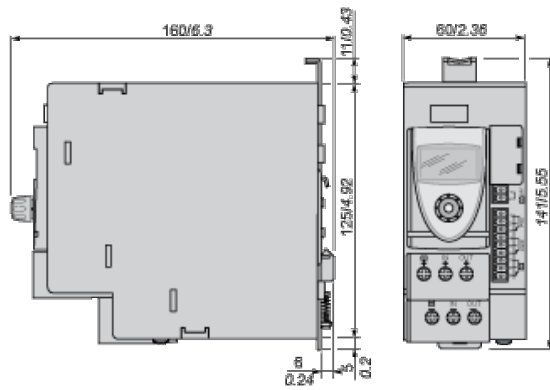
Contractual warranty

| | |
|----------|-----------|
| Warranty | 18 months |
|----------|-----------|

24 Vdc/20 A Battery Control Module

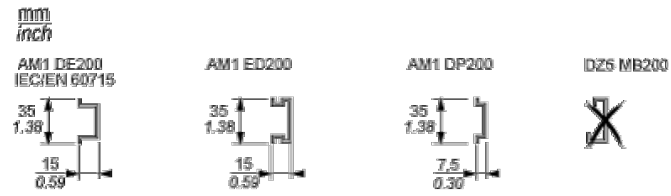
Dimensions

mm
inch



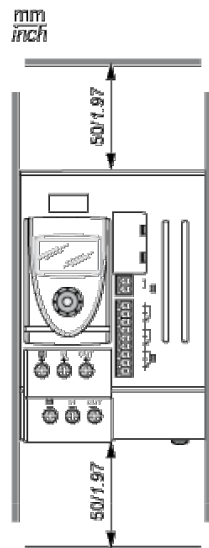
24 Vdc Battery Control Module

Mounting



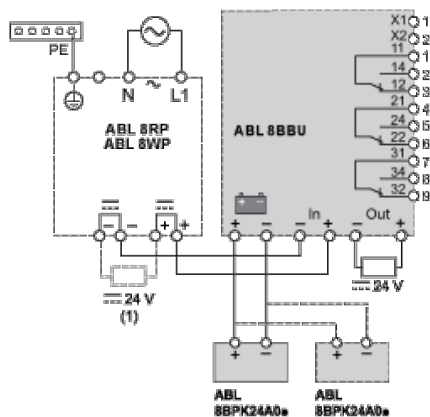
24 Vdc Battery Control Module

Clearance



24 Vdc Battery Control Module

Wiring Diagram



(1) See table below for the maximum unstored charge capacity (μF)

| ABL | Max. Unstored Charge Capacity (μF) |
|-----------|---|
| 8RPS24030 | 30 000 |
| 8RPS24050 | 50 000 |
| 8RPS24100 | 100 000 |
| 8RPM24200 | 100 000 |
| 8WPS24200 | 100 000 |
| 8WPS24400 | 100 000 |

24 Vdc Battery Control Module

Outputs States ($U = 24 \text{ Vdc}$: $I > 5 \text{ mA}$, $U = 230 \text{ Vac}$: $I < 500 \text{ mA}$)

| | | | |
|--|--------------------------------|--|-----------------------------|
| | No power from the power supply | | Power from the power supply |
| | Alarm or device not supplied | | No alarm |
| | No power from the battery pack | | Power from the battery pack |



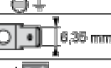


Inputs States (Dry Contact)

| | | | |
|--|---------------------|--|-------------------|
| | Operational battery | | Battery inhibited |
|--|---------------------|--|-------------------|



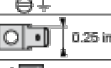
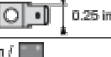
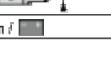
Wiring Requirements

Cable Types and Wire Sizes

IEC / EN

| | | ABL 8RPS24030 8RPS24050 8RPS24100 | ABL 8RPM24200 8WPS24200 8WPS24400 |
|---|---|--|--|
|  | $\varnothing \leq 4 \text{ mm}^2$ | | |
|  | $\varnothing > 4 \text{ mm}^2$ | | |
| ABL 8BBU24200 | In + / - | 1...4 mm ² | 4... 10 mm ² |
| | + / - | 6 mm ² | - |
| | Out + / - | 6 mm ² | - |
| ABL 8BBU24400 | In + / - | 1...4 mm ² | 4... 10 mm ² |
| | + / - | 10 mm ² | - |
| | Out + / - | 10 mm ² | - |
| |  | 10 mm ² | - |
| |  | - | - |
| |  | 0,14... 1 mm ² | - |

UL

| | | ABL 8RPS24030 8RPS24050 8RPS24100 | ABL 8RPM24200 8WPS24200 8WPS24400 |
|---|---|--|--|
|  | $\varnothing \leq 12 \text{ AWG}$ | | |
|  | $\varnothing > 12 \text{ AWG}$ | | |
| ABL 8BBU24200 | In + / - | 16... 12 AWG | 12... 8 AWG |
| | + / - | 10 AWG | - |
| | Out + / - | 10 AWG | - |
| ABL 8BBU24400 | In + / - | 16... 12 AWG | 12... 6 AWG |
| | + / - | 6 AWG | - |
| | Out + / - | 6 AWG | - |
| |  | 6 AWG | - |
| |  | - | - |
| |  | 26... 16 AWG | - |