

DO NOT SCALE FROM THIS PRINT

DESIGNED & DIMENSIONED IN MILLIMETERS [INCHES]

T1M-XX-X-SV-L-X-XX

No OF POSITIONS
-02 THRU -20

PACKAGING
BLANK: TAPE & REEL (SEE NOTES 3, 5 & 6)
-FR: FULL REEL QTY TAPE & REEL (SEE NOTES 5 & 6)

PLATING SPECIFICATION
*-T: MATTE TIN CONTACT AND TAIL
-F: 3u" GOLD ON CONTACT, MATTE TIN ON TAIL

PICK & PLACE OPTION
-P: PICK & PLACE PAD (SEE FIG 2, SHT 2)

ROW SPECIFICATION
-SV: SINGLE ROW, VERTICAL

LATCH

* = FOR EXISTING CUSTOMERS ONLY

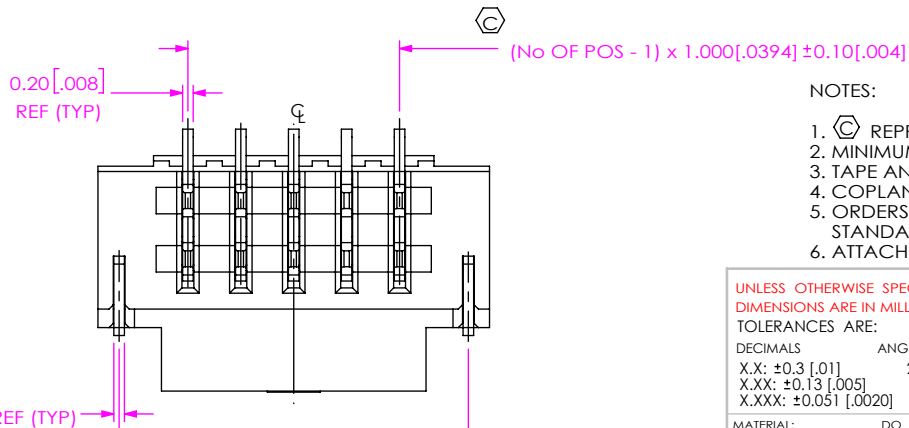
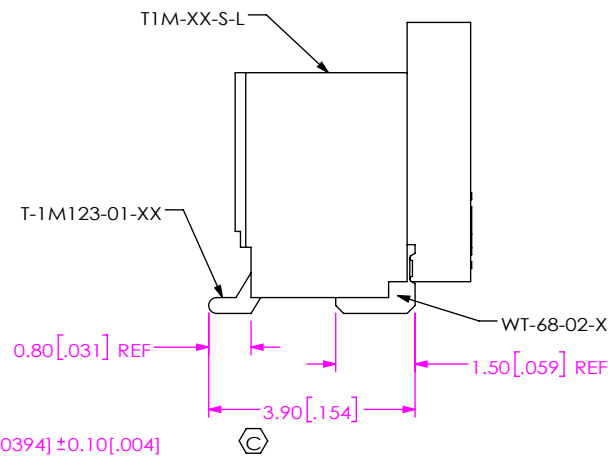
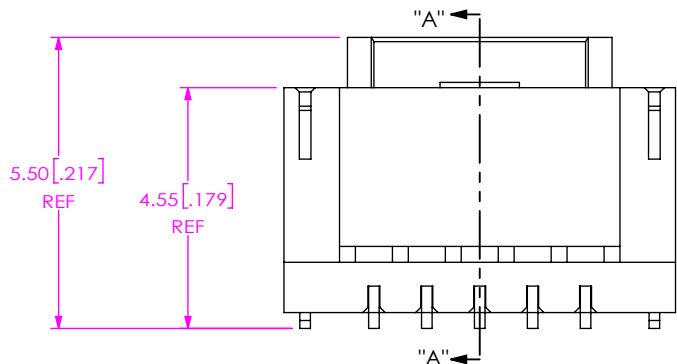
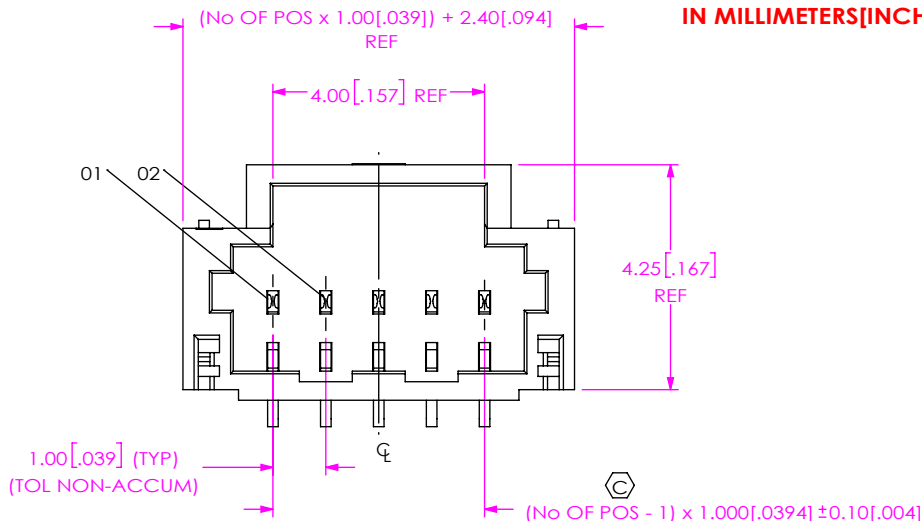
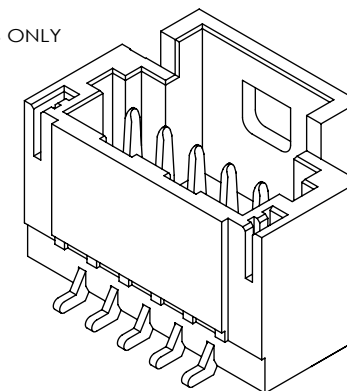


FIG 1
T1M-05-X-SV-L SHOWN

NOTES:

1. ⊕ REPRESENTS A CRITICAL DIMENSION.
2. MINIMUM PUSHOUT FORCE: SIGNAL: 2.22N [.5 LB], WELD TAB: 4.90N [1 LB].
3. TAPE AND REEL IS STANDARD PACKAGING.
4. COPLANARITY MEASUREMENT INCLUDES WT'S.
5. ORDERS WILL BE PACKAGED ACCORDING TO THE SAMTEC PACKAGING EFFICIENCY STANDARDS (SPES) FOUND ON WWW.SAMTEC.COM.
6. ATTACH LABEL TO EACH REEL.

UNLESS OTHERWISE SPECIFIED, DIMENSIONS ARE IN MILLIMETERS.

TOLERANCES ARE:
DECIMALS ANGLES
X.X: ±0.3 [.01] 2°
X.XX: ±0.13 [.005]
X.XXX: ±0.051 [.0020]

PROPRIETARY NOTE

THIS DOCUMENT CONTAINS CONFIDENTIAL AND PROPRIETARY INFORMATION AND ALL DESIGN, MANUFACTURING, REPRODUCTION, USE, PATENT RIGHTS AND SALES RIGHTS ARE EXPRESSLY RESERVED BY SAMTEC, INC. THIS DOCUMENT SHALL NOT BE DISCLOSED, IN WHOLE OR PART, TO ANY UNAUTHORIZED PERSON OR ENTITY NOR REPRODUCED, TRANSFERRED OR INCORPORATED IN ANY OTHER PROJECT IN ANY MANNER WITHOUT THE EXPRESS WRITTEN CONSENT OF SAMTEC, INC.

MATERIAL: DO NOT SCALE DRAWING SHEET SCALE: 7:1
INSULATOR: LCP, UL 94 V-0, COLOR: NATURAL
TERMINAL: PHOS BRONZE
WELD TAB: PHOS BRONZE



520 PARK EAST BLVD, NEW ALBANY, IN 47150
PHONE: 812-944-6733 FAX: 812-948-5047
e-Mail: info@SAMTEC.com code 55322

DESCRIPTION:
1 MM SINGLE ROW DISCRETE WIRE HEADER

DWG. NO. T1M-XX-X-SV-L-X-XX

BY: ROY LUO 08/22/2014 SHEET 1 OF 2

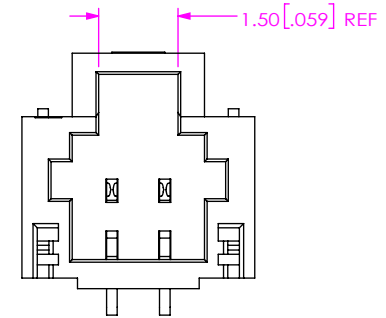
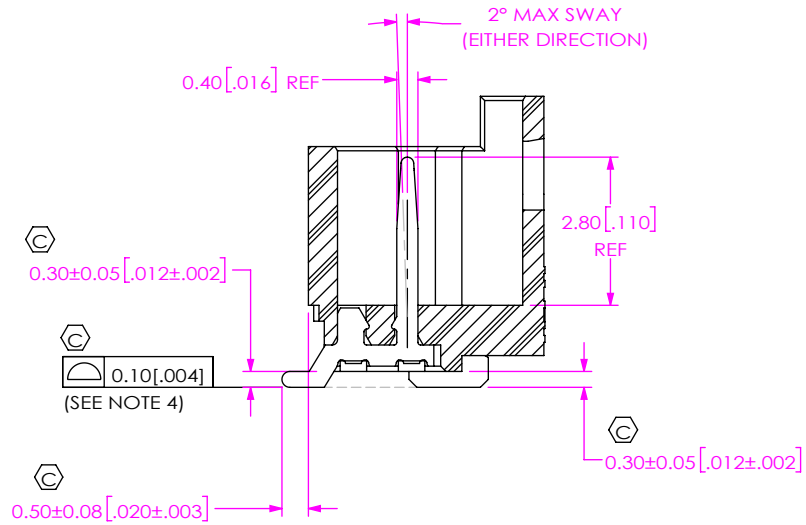


FIG 3
T1M-02-X-SV-L SHOWN
(DIFFERENT AS SHOWN, OTHERWISE SAME AS FIG 1)
(FOR POSITIONS -02 THRU -04)

SECTION "A"-"A"
SCALE 7 : 1

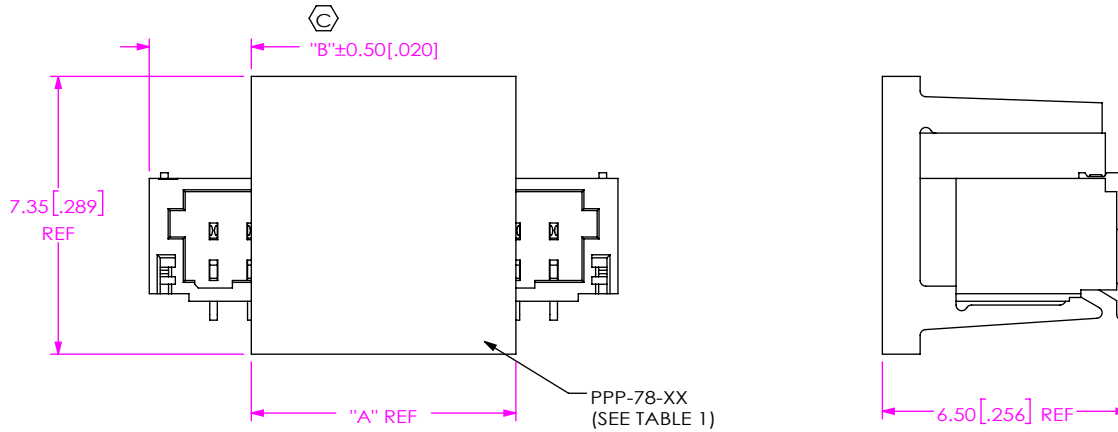


FIG 2
-P: PICK & PLACE PAD
(T1M-10-X-SV-L-P SHOWN)

No OF POS	"A"	PPP-78-XX	"B"
-02 THRU -04	4.20 [0.165]	PPP-78-01	$\{(No\ OF\ POS\ x\ 1.00[0.039]) - 1.80[0.071]\}/2$
-05 THRU -20	7.00 [0.276]	PPP-78-02	$\{(No\ OF\ POS\ x\ 1.00[0.039]) - 4.60[0.181]\}/2$

PROPRIETARY NOTE
THIS DOCUMENT CONTAINS CONFIDENTIAL AND PROPRIETARY INFORMATION AND ALL DESIGN, MANUFACTURING, REPRODUCTION, USE, PATENT RIGHTS AND SALES RIGHTS ARE EXPRESSLY RESERVED BY SAMTEC, INC. THIS DOCUMENT SHALL NOT BE DISCLOSED, IN WHOLE OR PART, TO ANY UNAUTHORIZED PERSON OR ENTITY NOR REPRODUCED, TRANSFERRED OR INCORPORATED IN ANY OTHER PROJECT IN ANY MANNER WITHOUT THE EXPRESS WRITTEN CONSENT OF SAMTEC, INC.

DO NOT SCALE DRAWING

SHEET SCALE: 5:1



520 PARK EAST BLVD, NEW ALBANY, IN 47150
PHONE: 812-944-6733 FAX: 812-948-5047
e-Mail info@SAMTEC.com code 55322

DESCRIPTION:
1 MM SINGLE ROW DISCRETE WIRE HEADER

DWG. NO.
T1M-XX-X-SV-L-X-XX

BY: ROY LUO 08/22/2014 SHEET 2 OF 2