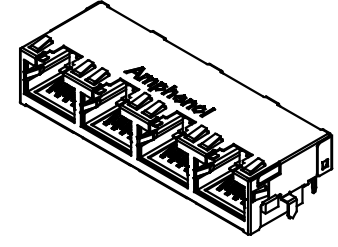
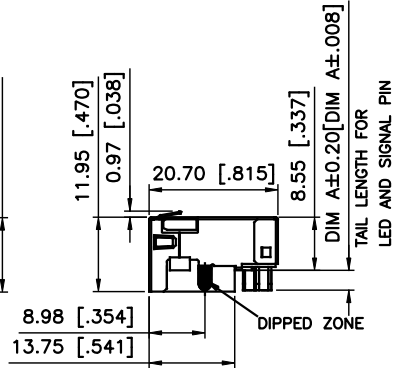
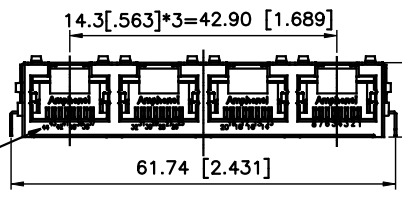
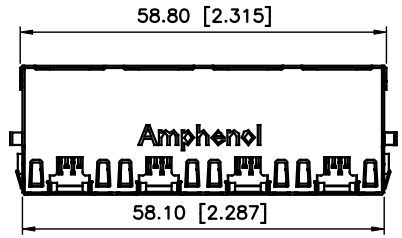


REVISIONS			
REV	DESCRIPTION, ECN, EAR NO.	DATE	APP'D
A	PROPOSAL DRAWING	JULY04,2013	L.CHAN
B	CHANGE SHELL SHAPE ON THE TOP FACE	MAR06,2015	L.CHAN



PIN NUMBERS SHOW FOR REFERENCE ONLY, IT DOES NOT SHOW ON ACTUAL PART

NOTES:

- ELECTRICAL:**
 1. VOLTAGE RATING : 125 VAC.
 2. CURRENT RATING : 1.25 AMP.
 3. INSULATING RESISTANCE : 500 MEGOHMS MINIMUM.
 4. DIELECTRIC STRENGTH : 1000 VAC 60HZ, 1MIN.
 5. CATEGORY 6 CHARACTERISTIC:

Frequency MHz	Near-End Crosstalk dB, MIN.	Return Loss dB, MIN.	Insertion loss dB, MAX.
1.0	75.0	30.0	0.1
4.0	75.0	30.0	0.1
8.0	75.0	30.0	0.1
10.0	74.0	30.0	0.1
16.0	69.9	30.0	0.1
20.0	68.0	30.0	0.1
25.0	66.0	30.0	0.1
31.25	64.1	30.0	0.11
62.5	58.1	28.1	0.16
100.0	54.0	24.0	0.20
200.0	48.0	18.0	0.28
250.0	46.0	16.0	0.32

MECHANICAL:

- SHIELD : STAINLESS STEEL, WITH TIN-DIP ON SOLDER TABS.
- HOUSING : HIGH TEMP THERMOPLASTIC, UL 94V-0.
- INSERT : HIGH TEMP THERMOPLASTIC UL 94V-0.
- PCB : FR-4.
- CONTACT : PHOSPHOR BRONZE. SELECTIVE GOLD PLATING FOR MATING SURFACE, SEE AMPHENOL PART NUMBER FOR DETAIL. 50u" NICKEL UNDERPLATE 100u" MATTE TIN PLATING ON CONTACT SOLDER TAIL.

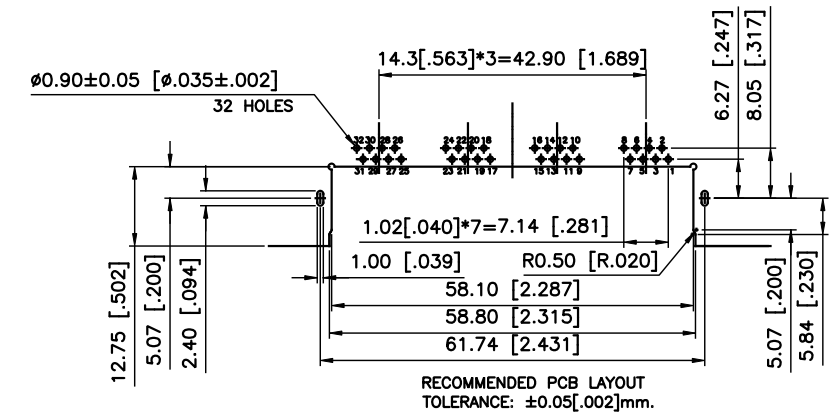
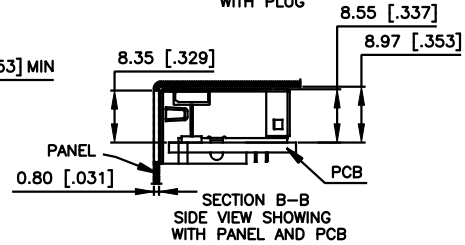
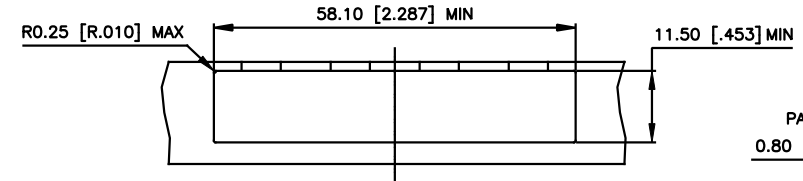
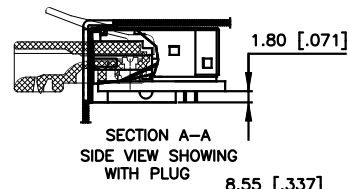
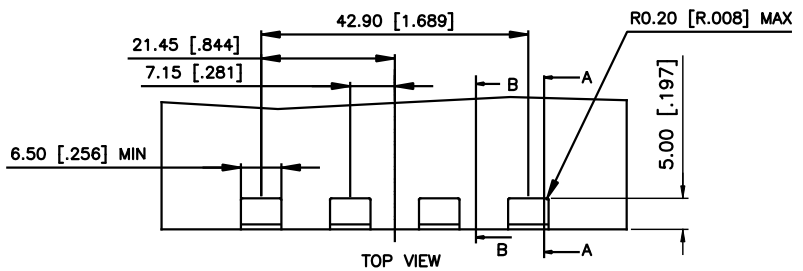
ENVIRONMENTAL:

- STORAGE : -40° TO +85°.
 - OPERATION : -40° TO +85°.
- MATES WITH MODULAR PLUG CONFORMING TO TIA 1096.
 RECOMMENDED SOLDER PROCESS: WAVE SOLDER, PEAK TEMPERATURE 260° FOR 5 SECOND MAXIMUM.

AMPHENOL PART NUMBER: RJE71-488-1X0X
 GOLD PLATING OPTION _____ OPTIONS (SEE BELOW TABLE 1)
 1=6u" [0.15 MICRONS] GOLD PLATING
 2=15u" [0.38 MICRONS] GOLD PLATING
 3=30u" [0.76 MICRONS] GOLD PLATING
 4=50u" [1.27 MICRONS] GOLD PLATING

TABLE 1

RJE714881X1	3.18[.125]	2.36[.093]
RJE714881X2	2.27[.089]	1.57[.062]
RJE714881X3	2.16[.085]	1.57[.062]
AMPHENOL P/N:	DIM A	RECOMMEND PCB THICKNESS



UNLESS SPECIFIED OTHERWISE	DRAWN HUGH WANG JULY 04,2013
PRIMARY UNITS MILLIMETERS	CHECKED L.CHAN JULY 04,2013
SECONDARY INCHES	M.E. APP'D
REFERENCE IN PARENTHESES	Q.A. APP'D
GENERAL TOLERANCES FOR MM	DWG APP'D ADRIAN.G JULY 04,2013
1 DECIMAL PLACE ±0.50	ENG. REL. NO.
2 DECIMAL PLACE ±0.30	REF.
3 DECIMAL PLACE ±0.10	THIRD ANGLE PROJECTION
ANGULAR DEGREES ±3°	DO NOT SCALE DRAWING

Amphenol Canada Corp.
 www.amphenolcanada.com

MODULAR JACK, 1X4 PORTS , 8 POSITIONS, 8 CONTACTS, SHIELDED WITH TOP & SIDE TABS, WITHOUT LED, SINK PCB TYPE, TAB UP, CAT6

DWG NO. P-RJE71-488-1X0X REV B

CODE ID NO. 03554 DWG SIZE: C SCALE: N/A SHEET 1 OF 1

THIS DOCUMENT CONTAINS PROPRIETARY INFORMATION AND SUCH INFORMATION MAY NOT BE DISCLOSED TO OTHERS FOR ANY PURPOSE OR USED FOR MANUFACTURING PURPOSES WITHOUT WRITTEN PERMISSION FROM AMPHENOL CANADA CORP.