

Mini Wideband Transformer – YA9308



- 300 Vrms interwinding isolation, 1/4 Watt RF input power
- 250 mA max current rating
- AEC-Q200 Grade 1 (–40°C to +125°C)

Core material Ferrite

Terminations RoHS compliant tin-silver-copper over silver-platinum-glass frit. Other terminations available at additional cost.

Weight 87 mg

Ambient temperature –40°C to +125°C

Storage temperature Component: –40°C to +140°C.
Tape and reel packaging: –40°C to +80°C

Resistance to soldering heat Max three 40 second reflows at +260°C, parts cooled to room temperature between cycles

Moisture Sensitivity Level (MSL) 1 (unlimited floor life at <30°C / 85% relative humidity)

Packaging 750/7" reel; 2500/13" reel Plastic tape: 12 mm wide, 0.34 mm thick, 8 mm pocket spacing, 3.18 mm pocket depth

PCB washing Tested to MIL-STD-202 Method 215 plus an additional aqueous wash. See [Doc787_PCBt_Washing.pdf](#).

Part number ¹	Impedance ratio ² pri:sec	Bandwidth (MHz)	Insertion loss max (dB)	Pins 4–6 (primary)		Pins 1–3 (secondary)		Color dot
				L min ³ (µH)	DCR max ⁴ (mOhm)	L min ³ (µH)	DCR max ⁴ (mOhm)	
YA9308-AE_	1:2	0.1–950	0.5	54	90	110	156	White

1. When ordering, please specify **packaging** code:

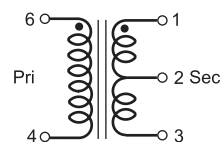
YA9308-AEC

Packaging: **C** = 7" machine-ready reel. EIA-481 embossed plastic tape (750 parts per full reel). Quantities less than full reel available: in tape (not machine ready) or with leader and trailer (\$25 charge).

D = 13" machine-ready reel. EIA-481 embossed plastic tape. Factory order only, not stocked (2500 parts per full reel).

- Impedance ratio is for the full primary winding to the full secondary winding.
- Inductance measured at 100 kHz, 0.1 V, 0 Adc on an Agilent/HP 4192 or equivalent.
- DCR measured on a micro-ohmmeter.
- Electrical specifications at 25°C. Measurements are referenced to 50 Ohms. Refer to Doc 362 "Soldering Surface Mount Components" before soldering.

Schematic



www.coilcraft.com

US +1-847-639-6400 sales@coilcraft.com
UK +44-1236-730595 sales@coilcraft-europe.com
Taiwan +886-2-2264 3646 sales@coilcraft.com.tw
China +86-21-6218 8074 sales@coilcraft.com.cn
Singapore + 65-6484 8412 sales@coilcraft.com.sg

Document 1581-1 Revised 09/28/21

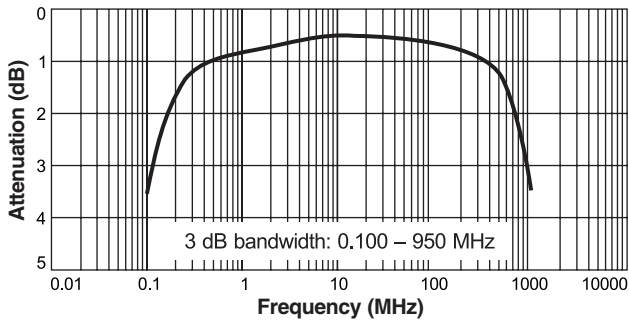
© Coilcraft Inc. 2021

This product may not be used in medical or high risk applications without prior Coilcraft approval. Specification subject to change without notice. Please check web site for latest information.

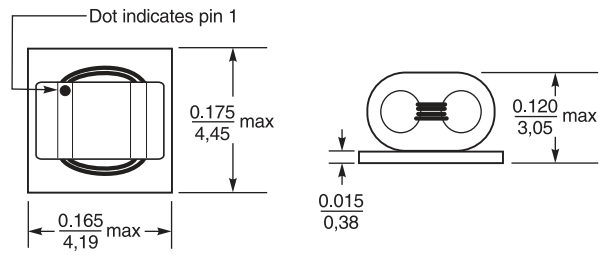


YA9308 SMT Mini Wideband Transformer

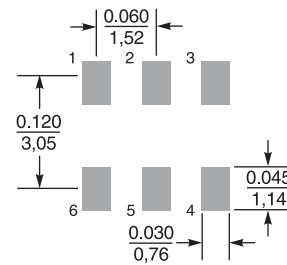
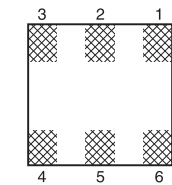
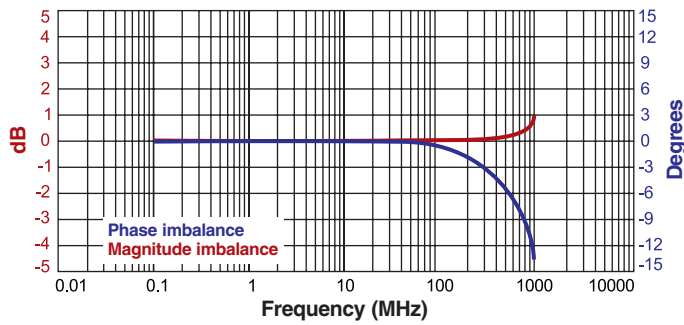
Insertion Loss



Dimensions



Imbalance



Recommended Land Pattern

Dimensions are in inches / mm



US +1-847-639-6400 sales@coilcraft.com
UK +44-1236-730595 sales@coilcraft-europe.com
Taiwan +886-2-2264 3646 sales@coilcraft.com.tw
China +86-21-6218 8074 sales@coilcraft.com.cn
Singapore + 65-6484 8412 sales@coilcraft.com.sg

Document 1581-2 Revised 09/28/21

© Coilcraft Inc. 2021

This product may not be used in medical or high risk applications without prior Coilcraft approval. Specification subject to change without notice. Please check web site for latest information.