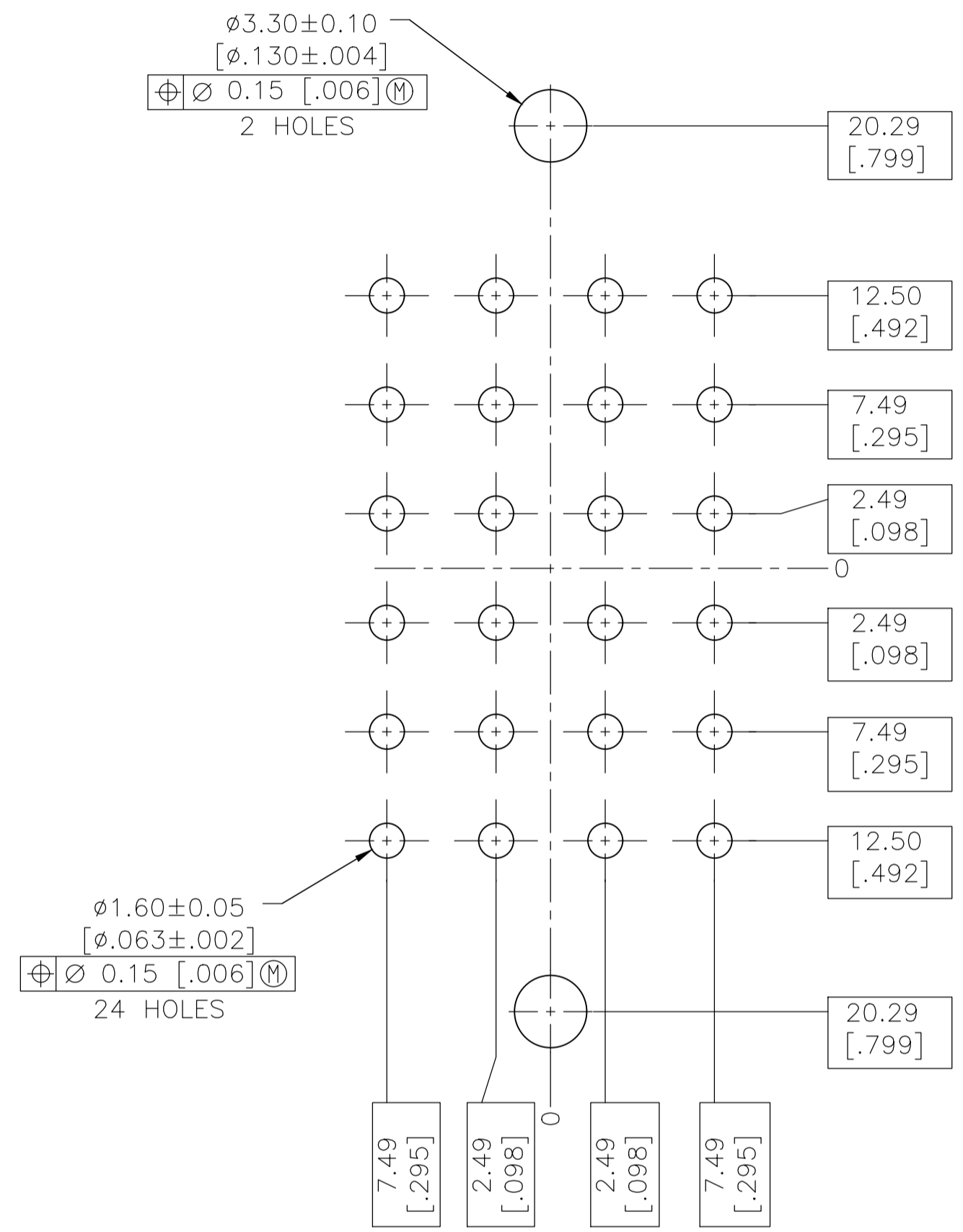
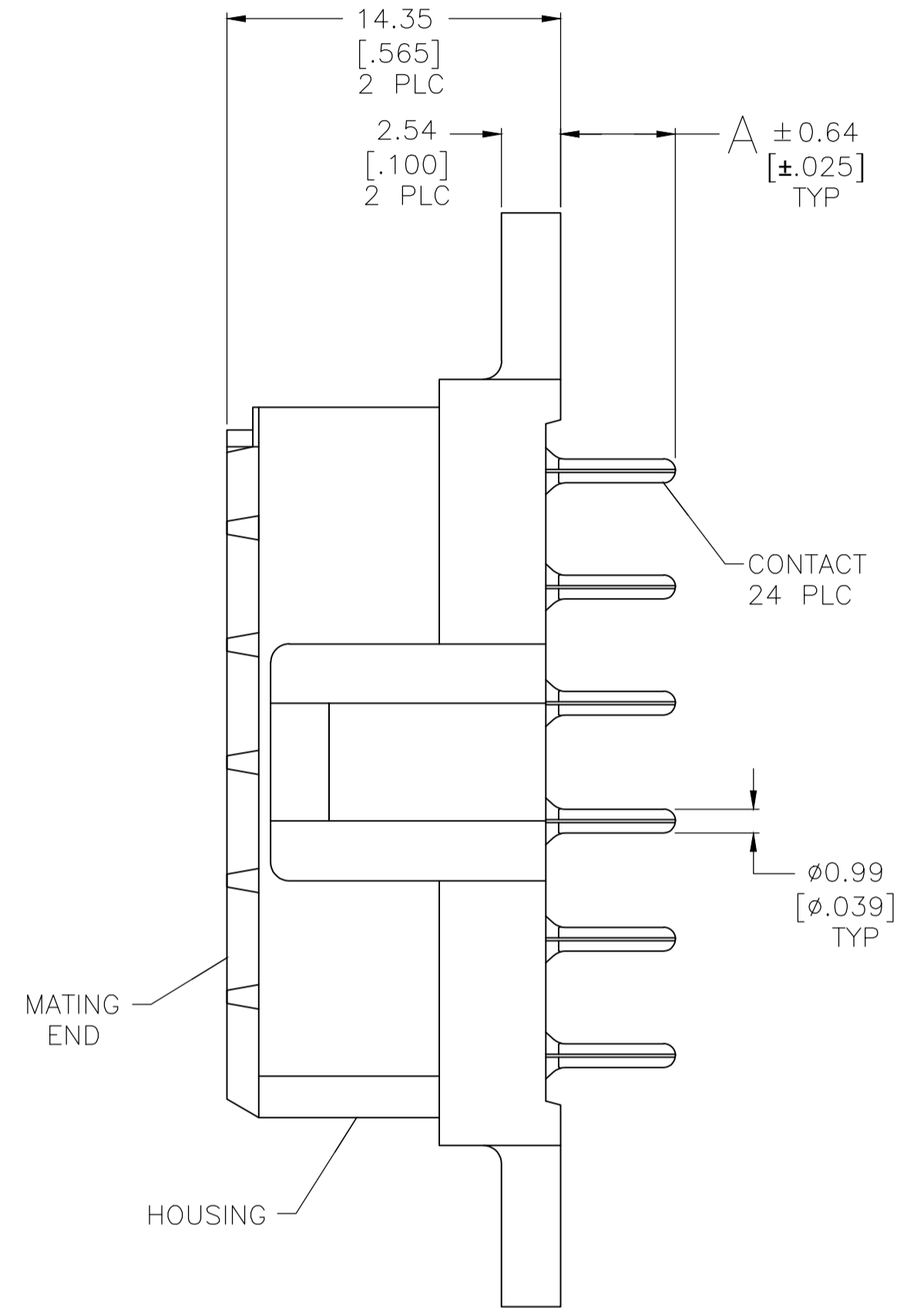
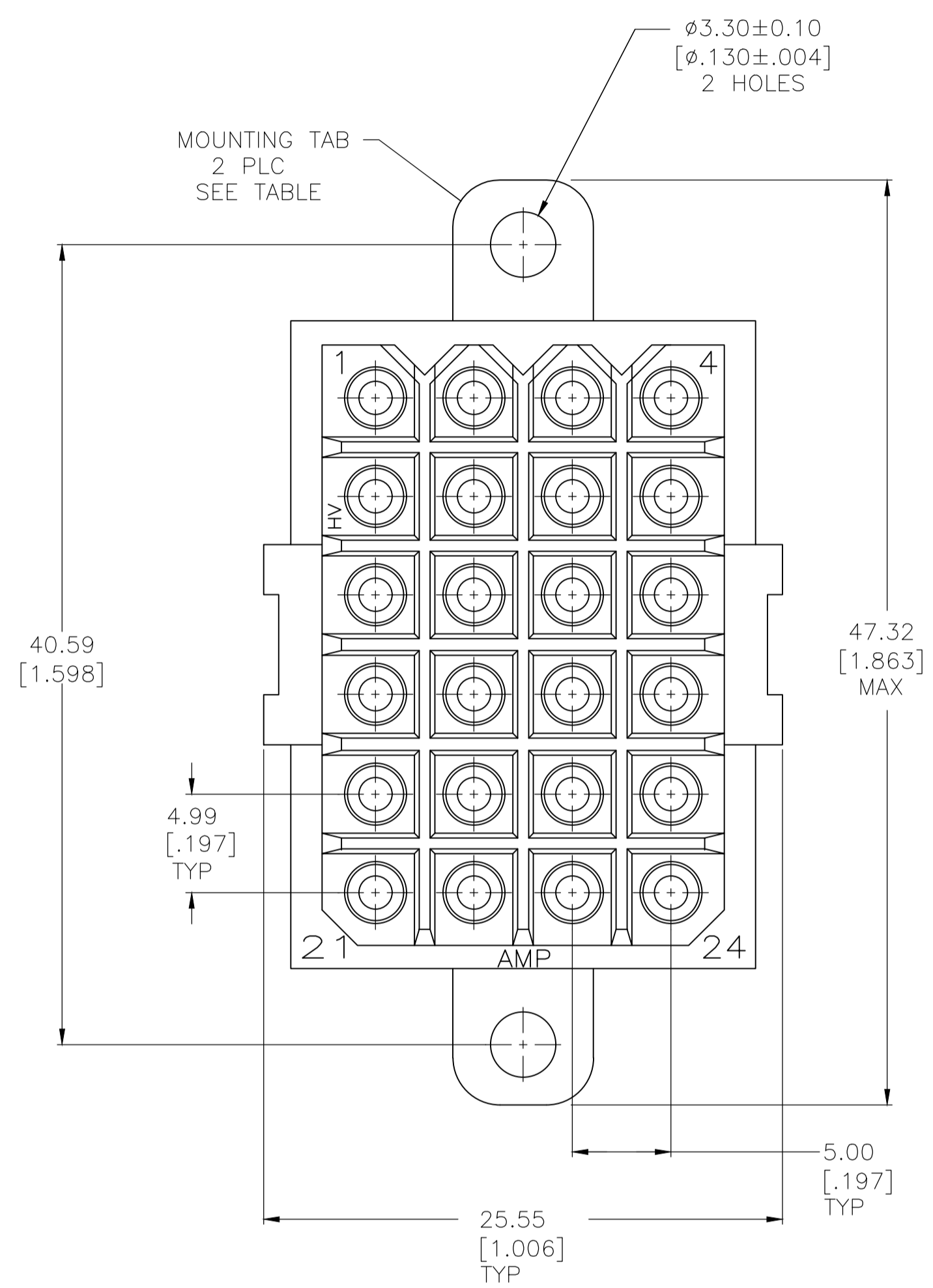


REVISIONS					
P	LTR	DESCRIPTION	DATE	DMN	APVD
S		REVISED PER ECO-18-000437	18JAN2020	RS	MZ
T		REVISED PER ECO-20-002046	17FEB2020	RK	MZ



RECOMMENDED LAYOUT

- 1 HOUSING MATERIAL: PA66, BLACK, UL 94 V-0 RATED.
- 2 CONTACT MATERIAL: PHOSPHOR BRONZE.
- 3 3.81µm [.000150] MIN TIN-LEAD OVER 1.27µm [.000050] MIN NICKEL.
- 4 0.76µm [.000030] MIN GOLD FOR A LENGTH OF 4.95 [.195] MIN FROM MATING END 3.81µm [.000150] MIN TIN-LEAD FOR A LENGTH OF 4.88 [.192] MIN ON OPPOSITE END, BOTH OVER 1.27µm [.000050] MIN NICKEL.
- 5 3.81µm [.000150] MIN TIN OVER 1.27µm [.000050] MIN NICKEL.
- 6 0.76µm [.000030] MIN GOLD FOR A LENGTH OF 4.95 [.195] MIN FROM MATING END 3.81µm [.000150] MIN TIN FOR A LENGTH OF 4.88 [.192] MIN ON OPPOSITE END, BOTH OVER 1.27µm [.000050] MIN NICKEL.

OBSOLETE	4.60 [.181]	6	NO	4-207532-1-
	4.60 [.181]	6	YES	1-207532-0
	4.60 [.181]	5	NO	207532-9
	4.60 [.181]	5	YES	207532-8
OBSOLETE	9.68 [.381]	3	NO	207532-7
OBSOLETE	4.60 [.181]	4	NO	207532-4
OBSOLETE	4.60 [.181]	4	YES	207532-3
OBSOLETE	4.60 [.181]	3	NO	207532-2
OBSOLETE	4.60 [.181]	3	YES	207532-1

THIS DRAWING IS A CONTROLLED DOCUMENT.

DIMENSIONS: mm [INCHES]	TOLERANCES UNLESS OTHERWISE SPECIFIED:	DIN L-SIZE 03/19/92	APVD R. STONE 3-25-92	NAME TRAVIS 3-25-92	SIZE A1	SCALE 4:1	SHEET 1 of 1	REV T
0 PLC ± -	1 PLC ± -	2 PLC ± 0.25 [010]	3 PLC ± -	4 PLC ± -	WEIGHT -	CUSTOMER DRAWING	RESTRICTED TO	

CONTACT FINISH: A1
MOUNTING TABS: C=207532
PART NO: 108-10033

SOCKET HEADER ASSEMBLY, 24 POSITION, METRIMATE