



Connectors > Connector Accessories > Connector Strain Relief > Crimp Flange for Size 4-5 STD/5QL Shell



Strain Relief Accessory Type: **Crimp Flange**

Shielded: **Yes**

Thread Size: **None**

Operating Temperature Range: **-40 – 90 °C [-40 – 194 °F]**

[All Crimp Flange for Size 4-5 STD/5QL Shell \(17\)](#)

Features

Product Type Features

Strain Relief Accessory Type	Crimp Flange
------------------------------	--------------

Mechanical Attachment

Thread Size	None
-------------	------

Usage Conditions

Operating Temperature Range	-40 – 90 °C[-40 – 194 °F]
-----------------------------	---------------------------

Operation/Application

Shielded	Yes
----------	-----

Product Compliance

[For compliance documentation, visit the product page on TE.com>](#)

EU RoHS Directive 2011/65/EU	Compliant with Exemptions
EU ELV Directive 2000/53/EC	Compliant with Exemptions
China RoHS 2 Directive MIIT Order No 32, 2016	Restricted Materials Above Threshold
EU REACH Regulation (EC) No. 1907/2006	

Current ECHA Candidate List: JUNE 2023
(235)

Candidate List Declared Against: JUNE
2023 (235)

SVHC > Threshold:

Pb (3.5% in Component Part)

Article Safe Usage Statements:

Do not eat, drink or smoke when using this product. Wash thoroughly after handling. Recycle if possible and dispose of the article by following all applicable governmental regulations relevant to your geographic location.

Halogen Content

Low Halogen - Br, Cl, F, I < 900 ppm per homogenous material. Also BFR/CFR/PVC Free

Solder Process Capability

Not reviewed for solder process capability

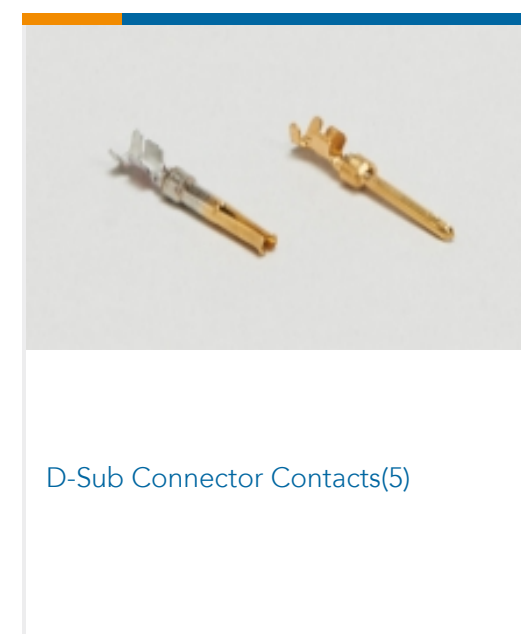
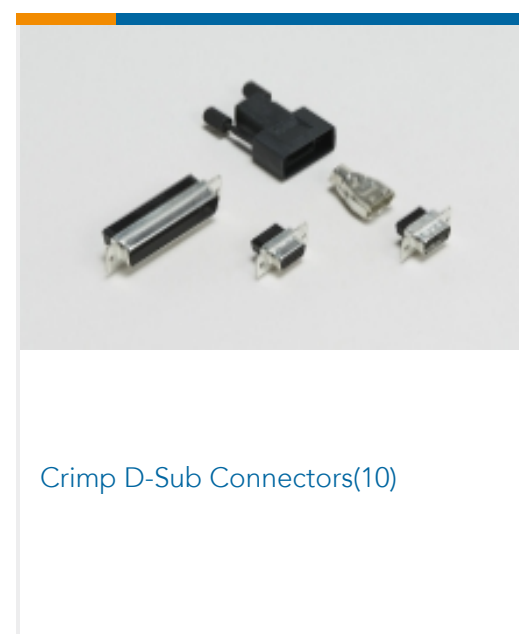


Product Compliance Disclaimer

This information is provided based on reasonable inquiry of our suppliers and represents our current actual knowledge based on the information they provided. This information is subject to change. The part numbers that TE has identified as EU RoHS compliant have a maximum concentration of 0.1% by weight in homogenous materials for lead, hexavalent chromium, mercury, PBB, PBDE, DBP, BBP, DEHP, DIBP, and 0.01% for cadmium, or qualify for an exemption to these limits as defined in the Annexes of Directive 2011/65/EU (RoHS2). Finished electrical and electronic equipment products will be CE marked as required by Directive 2011/65/EU. Components may not be CE marked. Additionally, the part numbers that TE has identified as EU ELV compliant have a maximum concentration of 0.1% by weight in homogenous materials for lead, hexavalent chromium, and mercury, and 0.01% for cadmium, or qualify for an exemption to these limits as defined in the Annexes of Directive 2000/53/EC (ELV). Regarding the REACH Regulation, the information TE provides on SVHC in articles for this part number is based on the latest European Chemicals Agency (ECHA) 'Guidance on requirements for substances in articles' posted at this URL: <https://echa.europa.eu/guidance-documents/guidance-on-reach>

Compatible Parts




Also in the Series | Rail D-Sub Backshells





Insertion & Extraction Tools(2)



Rectangular Connector Hardware(19)

Customers Also Bought



TE Part #2-320619-1
TERMINAL,PIDG R 16-14 6



TE Part #2-2308348-4
CRIMP FLANGE 14 LARGE



TE Part #3-2308350-0
Crimp Barrel for D-Sub Connectors



TE Part #1586518-2
08P CMNL HDR ASSY PC NATL LF



TE Part #5-104363-5
06 MTE HDR SRST LATCH .100CL



TE Part #E37316-000
VERSAFIT-MINI-SPL-1/2-BK



TE Part #449582-000
VERSAFIT-MINI-SPL-3/4-BK



TE Part #154717-E
SMCB 12 F AB VV 7-03 CL * H007 137 E002



TE Part #EXP5-1KPS-C00001
XP5-X-1KPS

Documents

Product Drawings

[CRIMP FLANGE 15 LARGE](#)

English

CAD Files

[3D PDF](#)

3D

Customer View Model

[ENG_CVM_CVM_2-2308348-5_A.2d_dxf.zip](#)



English

Customer View Model

[ENG_CVM_CVM_2-2308348-5_A.3d_igs.zip](#)

English

Customer View Model

[ENG_CVM_CVM_2-2308348-5_A.3d_stp.zip](#)

English

By downloading the CAD file I accept and agree to the [Terms and Conditions](#) of use.

Datasheets & Catalog Pages

[Rail D-Sub Backshells Flyer](#)

English