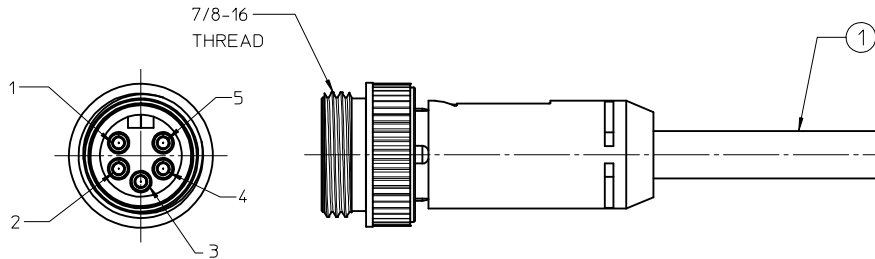
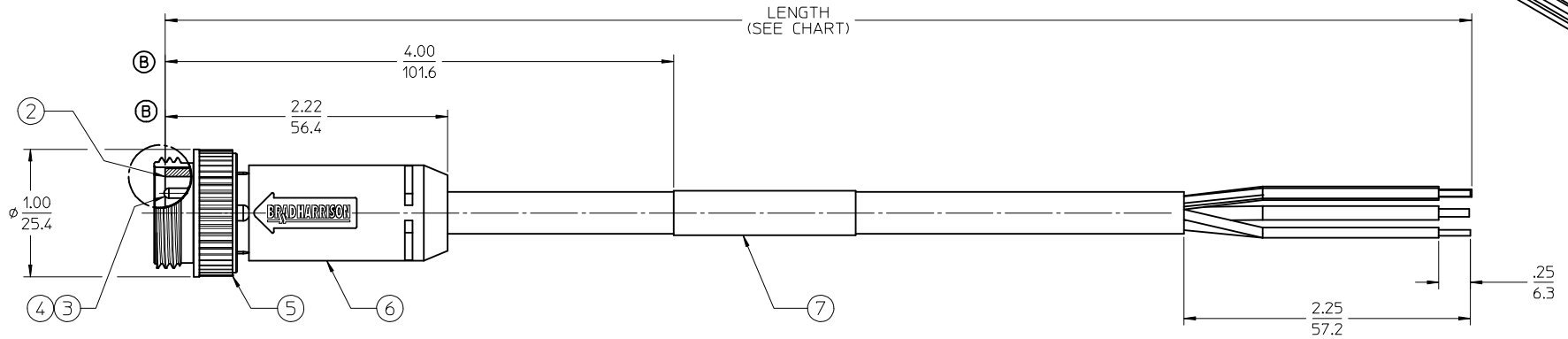
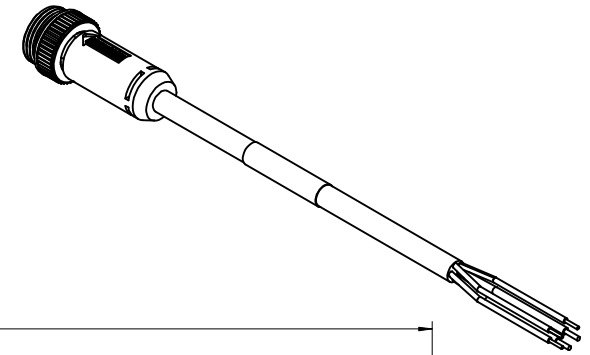


PART NUMBER	ENGINEERING NO.	LENGTH
1300240146	DNB01A-M010	3' 3" +2.19 - 0 [1.0M +55.6 - 0]
1300240149	DNB01A-M030	9' 10" +3.50 - 0 [3.0M +88.9 - 0]
1300240151	DNB01A-M050	16' 5" +6.50 - 0 [5.0M +165.1 - 0]

Ⓑ PART NO. LEGEND

DNB01A-M010

FINISHED LENGTH
M005= 0.5 METER
M010= 1 METER
M100= 10 METERS



P1	DESCRIPTION
1	DRAIN
2	RED +V
3	BLACK -V
4	WHITE CAN H
5	BLUE CAN L

WIRING DIAGRAM

NOTES:

- MATERIAL: SEE TABLE
- FINISHES: SEE TABLE
- ELECTRICAL SPECIFICATIONS
VOLTAGE RATING: 300V
CURRENT RATING: 4 AMPS
- PROTECTION: IP67 (WHEN MATED)
- TEMP RANGE:-20°C TO +80°C
- DIMS ARE FOR REFERENCE UNLESS NOTED OTHERWISE

TABLE

ITEM	QTY.	DESCRIPTION	MATERIAL	FINISH
7	1	LABEL	VINYL	BLACK/YELLOW
6	1	OVERMOLD	PVC	GRAY
5	1	COUPLING NUT	ZINC DIE CAST	BLACK
4	3	CONTACT PIN, 20 AWG	BRASS	GOLD PLATED
3	2	CONTACT PIN, 16 AWG	BRASS	GOLD PLATED
2	1	INSERT, MALE, 5 POLE	PVC	GRAY
1	1	CABLE - MID, DEV-NET, MID, 20/2, 16/2	PVC JACKET	GRAY

2.22 WAS 2.75, 4.00 WAS 12.00, ADD P/N LEGEND EC NO: JPC2017-0621
DRAWN BY: DRWINRSTONE 2016/12/20
CHKD BY: ZIELINSKI 2016/12/22
APPR: BWOODMAN 2017/01/04

QUALITY SYMBOLS
▽=0
▽=0

GENERAL TOLERANCES (UNLESS SPECIFIED)
mm INCH
4 PLACES ± --- ± ---
3 PLACES ± --- ± ---
2 PLACES ± --- ± ---
1 PLACE ± --- ± ---
ANGULAR ± ---°
DRAFT WHERE APPLICABLE MUST REMAIN WITHIN DIMENSIONS

DIMENSION STYLE IN/MM
DRAWN BY: RSTONE DATE: 2016/12/20
CHECKED BY: M ZIELINSKI DATE: 2016/12/22
APPROVED BY: DATE: _____
MATERIAL NO. SEE CHART
SIZE C

SCALE 1.5:1
DESIGN UNITS INCH
THIRD ANGLE PROJECTION
TITLE MINI-CHANGE 5 POLE, MALE DEV-NET CORD ASSEMBLY MID CABLE
molex MOLEX INCORPORATED
DOCUMENT NO. SD-130024-005 SHEET NO. 1 OF 1
THIS DRAWING CONTAINS INFORMATION THAT IS PROPRIETARY TO MOLEX INCORPORATED AND SHOULD NOT BE USED WITHOUT WRITTEN PERMISSION