

DO NOT SCALE FROM THIS PRINT

DESIGNED & DIMENSIONED IN MILLIMETERS [INCHES]

PET-XX-XX-X-VT-XX-XX

No OF POSITIONS
-02, -04, -06, -08

OPTION
-LC: LOCKING CLIP
(USE LC-11-TM)
(SEE FIG 2, SHT 2)

LEAD STYLE

-01: FOR 1.57 [.062] THICK PCB
(USE SUB-T-1M33-01-X)
-02: FOR 3.18 [.125] THICK PCB
(USE SUB-T-1M33-02-X)

OPTION

-NL: NO LATCH EARS
(SEE FIG 3, SHT 2)

VERTICAL

PLATING SPECIFICATION

-S: SELECTIVE GOLD/MATTE TIN TAIL
-T: MATTE TIN ALL OVER
-L: LIGHT SELECTIVE GOLD/MATTE TIN TAIL

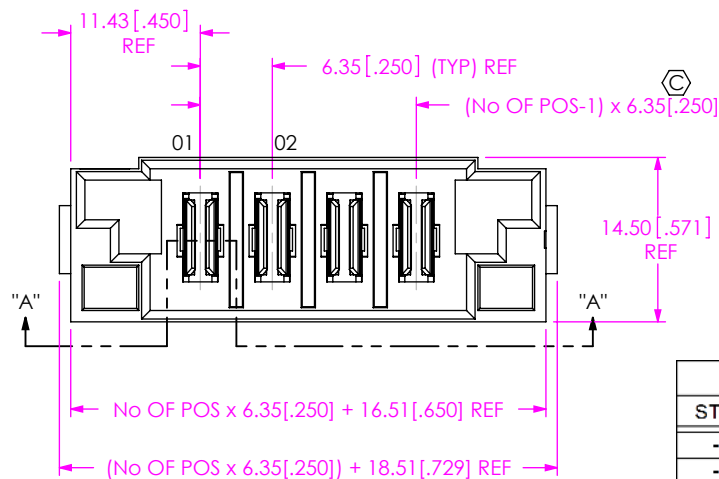


TABLE 1		
STYLE	"A"	SUB-T-1M33-XX-X
-01	2.35 [.093]	SUB-T-1M33-01-X
-02	3.95 [.156]	SUB-T-1M33-02-X

TABLE 3	
STACK HEIGHT	
PART NUMBER	PES-XX-XX-X-VT-XX
PET-XX-XX-X-VT-XX	8.8MM

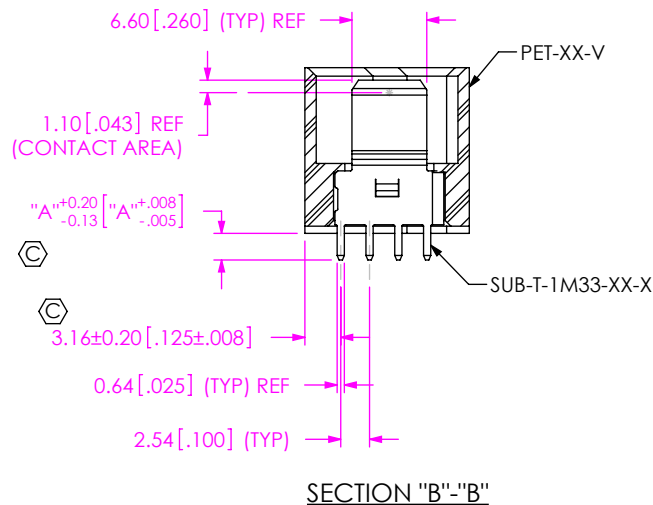
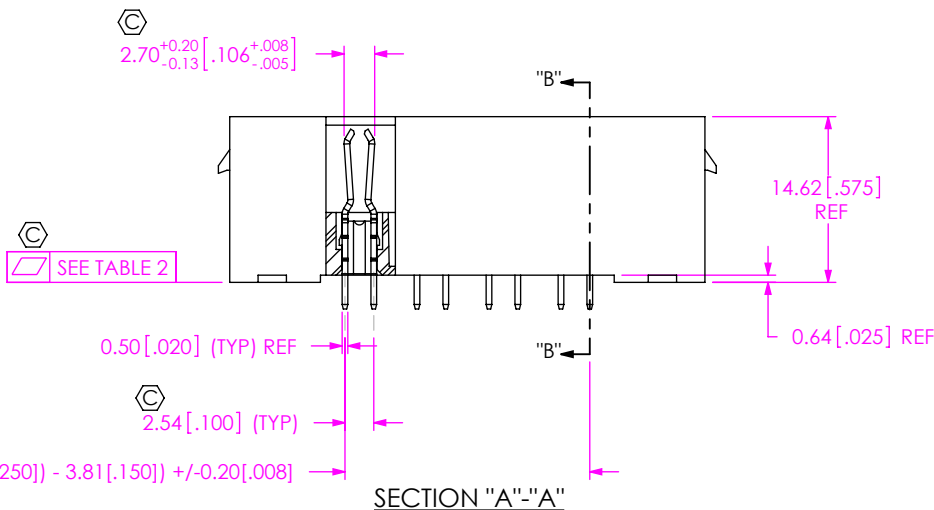
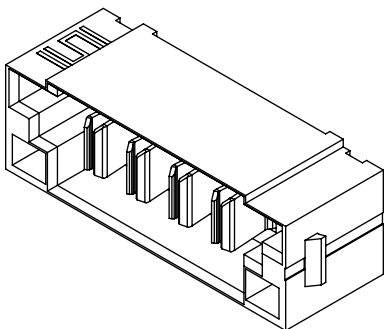


FIG 1
PET-04-02-X-VT SHOWN

TABLE 2	
PART NUMBER	MAX
PET-02-XX-X-VT-XX	0.15 [.006]
PET-04-XX-X-VT-XX	0.15 [.006]
PET-06-XX-X-VT-XX	0.20 [.008]
PET-08-XX-X-VT-XX	0.20 [.008]

NOTES:

1. REPRESENTS A CRITICAL DIMENSION.
2. MAXIMUM BURR ALLOWANCE: 0.038 [.0015]
3. MINIMUM PUSHOUT FORCE: 4.45N [1.0 LB].
4. PARTS TO BE PACKAGED IN TRAYS.



UNLESS OTHERWISE SPECIFIED, DIMENSIONS ARE IN MILLIMETERS.
TOLERANCES ARE:
DECIMALS ANGLES
.X: ±0.3 [.01] 2°
.XX: ±0.13 [.005]
.XXX: ±0.051 [.0020]

PROPRIETARY NOTE
THIS DOCUMENT CONTAINS CONFIDENTIAL AND PROPRIETARY INFORMATION AND ALL DESIGN, MANUFACTURING, REPRODUCTION, USE, PATENT RIGHTS AND SALES RIGHTS ARE EXPRESSLY RESERVED BY SAMTEC, INC. THIS DOCUMENT SHALL NOT BE DISCLOSED, IN WHOLE OR PART, TO ANY UNAUTHORIZED PERSON OR ENTITY NOR REPRODUCED, TRANSFERRED OR INCORPORATED IN ANY OTHER PROJECT IN ANY MANNER WITHOUT THE EXPRESS WRITTEN CONSENT OF SAMTEC, INC.

MATERIAL: DO NOT SCALE DRAWING SHEET SCALE: 1.5:1
INSULATOR: LCP, COLOR: BLACK
TERMINAL: COPPER ALLOY



520 PARK EAST BLVD, NEW ALBANY, IN 47150
PHONE: 812-944-6733 FAX: 812-948-5047
e-Mail: info@SAMTEC.com code: 55322

DESCRIPTION: VERTICAL POWER TERMINAL
DWG. NO. PET-XX-XX-X-VT-XX-XX
BY: CHAD F 3/28/2005 SHEET 1 OF 2

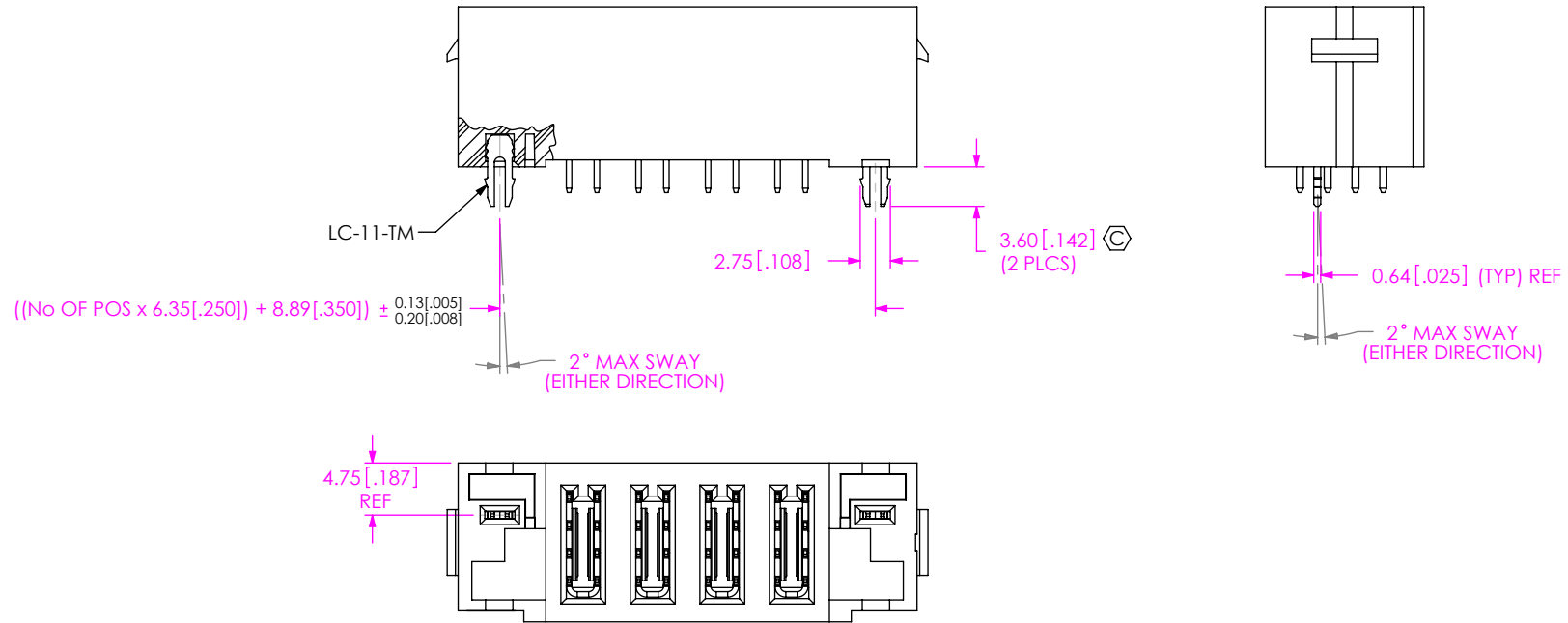


FIG 2
 PET-04-02-X-VT-LC SHOWN
 (SAME AS FIG 1, UNLESS OTHERWISE STATED)

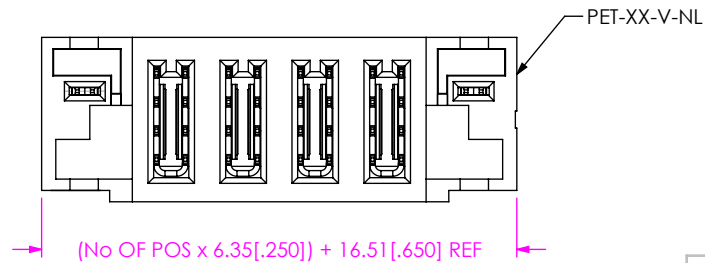


FIG 3
 -NL: OPTION
 PET-04-02-X-VT-NL-LC SHOWN
 (SAME AS FIG 1, UNLESS OTHERWISE STATED)

DO NOT SCALE DRAWING SHEET SCALE: 1.5:1	* PROPRIETARY NOTE * THIS DOCUMENT CONTAINS CONFIDENTIAL AND PROPRIETARY INFORMATION AND ALL DESIGN, MANUFACTURING, REPRODUCTION, USE, PATENT RIGHTS AND SALES RIGHTS ARE EXPRESSLY RESERVED BY SAMTEC, INC. THIS DOCUMENT SHALL NOT BE DISCLOSED, IN WHOLE OR PART, TO ANY UNAUTHORIZED PERSON OR ENTITY NOR REPRODUCED, TRANSFERRED OR INCORPORATED IN ANY OTHER PROJECT IN ANY MANNER WITHOUT THE EXPRESS WRITTEN CONSENT OF SAMTEC, INC.	 520 PARK EAST BLVD, NEW ALBANY, IN 47150 PHONE: 812-944-6733 FAX: 812-948-5047 e-Mail: info@SAMTEC.com code: 55322
	DESCRIPTION: VERTICAL POWER TERMINAL	
	DWG. NO. PET-XX-XX-X-VT-XX-XX	
BY: CHAD F 3/28/2005	SHEET 2 OF 2	