


## SPT 2,5/ 7-V-5,0


Order No.: 1991147

The figure shows a 10-position version of the product

<http://eshop.phoenixcontact.de/phoenix/treeViewClick.do?UID=1991147>

PC terminal block, Nominal current: 24 A, Nom. voltage: 250 V, Pitch: 5 mm, Number of positions: 7, Type of connection: Spring-cage conn., Mounting: Soldering, Conductor/PCB connection direction: 90 °, Color: green

### Commercial data

|                          |  |
|--------------------------|--|
| GTIN (EAN)               | <br>4 046356 104760 |
| Note                     | Made-to-order  |
| sales group              | E060   |
| Pack                     | 50 pcs.  |
| Customs tariff           | 85369010   |
| Catalog page information | Page 111 (CC-2009)   |

### Product notes

WEEE/RoHS-compliant since:  
11/09/2005

<http://www.download.phoenixcontact.com>  
Please note that the data given here has been taken from the online catalog. For comprehensive information and data, please refer to the user documentation. The General Terms and Conditions of Use apply to Internet downloads.

### Technical data

#### Dimensions / positions

|             |         |
|-------------|---------|
| Length      | 13.5 mm |
| Pitch       | 5 mm    |
| Dimension a | 30 mm   |

|                     |              |
|---------------------|--------------|
| Number of positions | 7            |
| Pin dimensions      | 0,8 x 0,8 mm |
| Pin spacing         | 5 mm         |
| Hole diameter       | 1.1 mm       |

**Technical data**

|                                     |                     |
|-------------------------------------|---------------------|
| Range of articles                   | SPT 2,5/..-V        |
| Insulating material group           | I                   |
| Rated surge voltage (III/3)         | 4 kV                |
| Rated surge voltage (III/2)         | 4 kV                |
| Rated surge voltage (II/2)          | 4 kV                |
| Rated voltage (III/3)               | 250 V               |
| Rated voltage (III/2)               | 400 V               |
| Rated voltage (II/2)                | 630 V               |
| Connection in acc. with standard    | EN-VDE              |
| Nominal current $I_N$               | 24 A                |
| Nominal cross section               | 2.5 mm <sup>2</sup> |
| Maximum load current                | 24 A                |
| Insulating material                 | PA                  |
| Inflammability class acc. to UL 94  | V0                  |
| Internal cylindrical gage           | A3                  |
| Stripping length                    | 10 mm               |
| Nominal voltage, UL/CUL Use Group B | 300 V               |
| Nominal current, UL/CUL Use Group B | 20 A                |
| Nominal voltage, UL/CUL Use Group D | 300 V               |
| Nominal current, UL/CUL Use Group D | 10 A                |

**Connection data**

|  |  |
|--|--|
| Conductor cross section solid min.   | 0.2 mm <sup>2</sup>                        |
| Conductor cross section solid max.   | 4 mm <sup>2</sup>                          |
| Conductor cross section stranded min.                                      | 0.2 mm <sup>2</sup>                        |
| Conductor cross section stranded max.                                      | 2.5 mm <sup>2</sup>                        |
| Conductor cross section stranded, with ferrule without plastic sleeve min. | 0.25 mm <sup>2</sup> Stripping length 8 mm |
| Conductor cross section stranded, with ferrule without plastic sleeve max. | 2.5 mm <sup>2</sup> Stripping length 8 mm  |
| Conductor cross section stranded, with ferrule with plastic sleeve min.    | 0.25 mm <sup>2</sup> Stripping length 8 mm |

|   |   |
|---|---|
| Conductor cross section stranded, with ferrule with plastic sleeve max. | 1.5 mm <sup>2</sup> Stripping length 8 mm |
| Conductor cross section AWG/kcmil min.                                  | 24  |
| Conductor cross section AWG/kcmil max                                   | 12  |
| Minimum AWG according to UL/CUL   | 24  |
| Maximum AWG according to UL/CUL   | 12  |

**Certificates / Approvals**

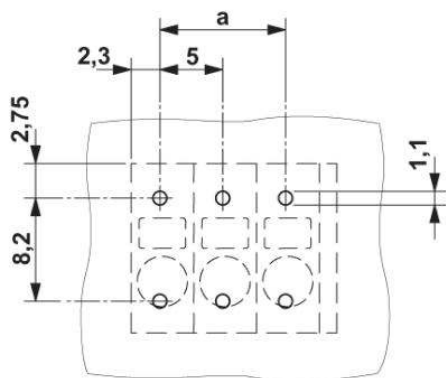


Certification

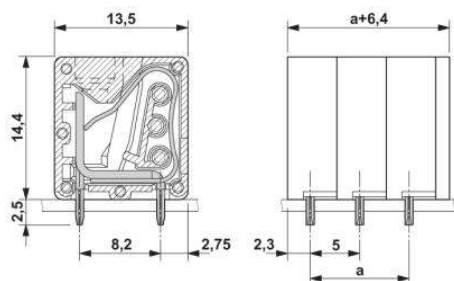
CB, CCA, CUL, SEV, UL

**Diagrams/Drawings**

Drilling plan/solder pad geometry



Dimensioned drawing



**Address**

PHOENIX CONTACT Deutschland GmbH  
Flachmarktstr. 8  
32825 Blomberg, Germany  
Phone +49 5235 3 12000  
Fax +49 5235 3 41200  
<http://www.phoenixcontact.de>



© 2011 Phoenix Contact  
Technical modifications reserved;