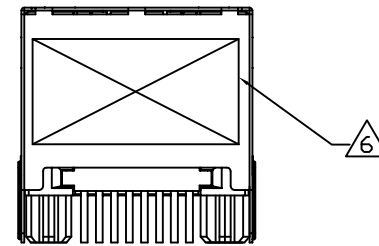
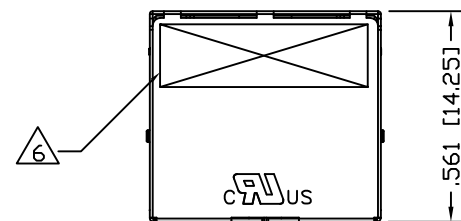
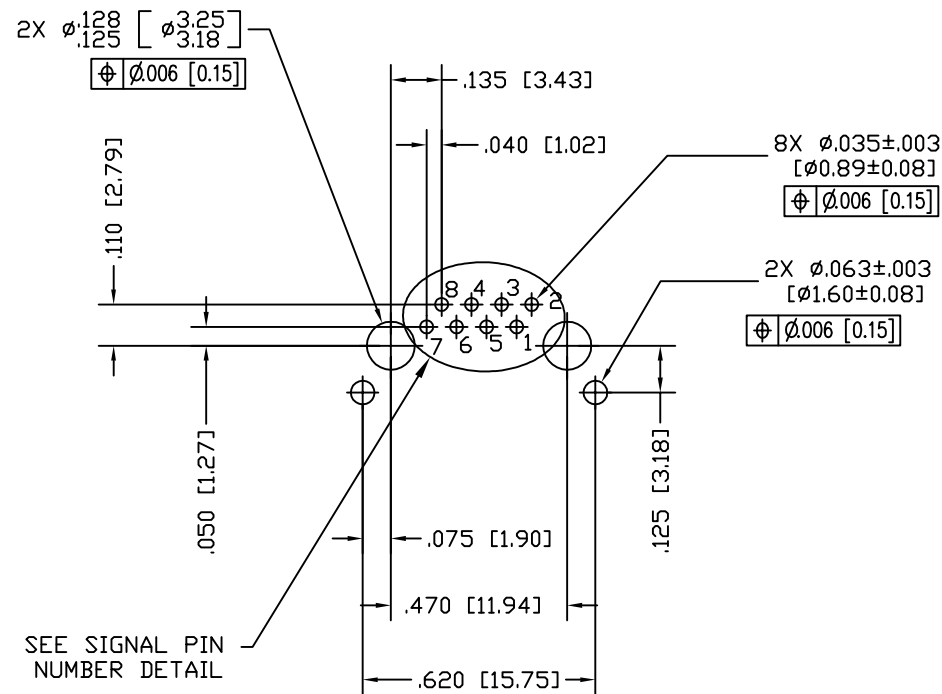
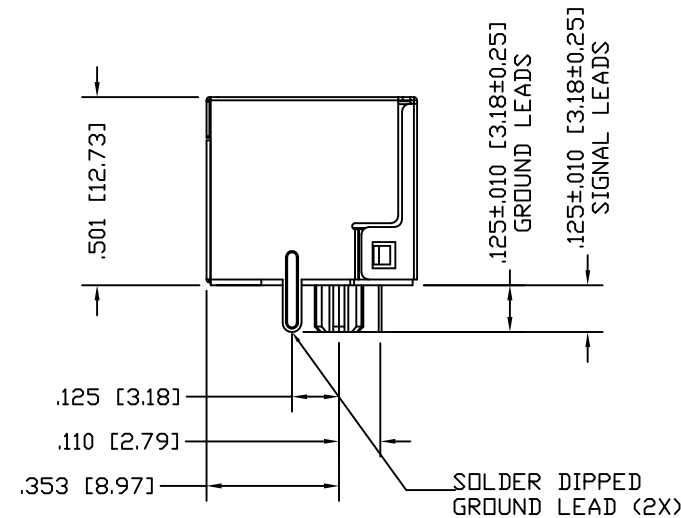
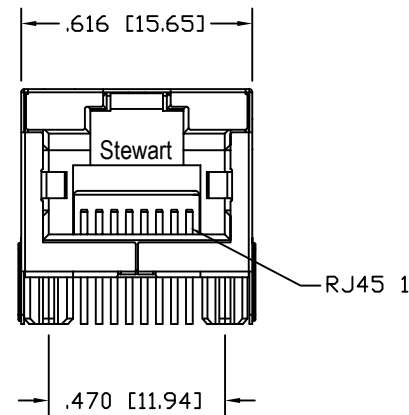


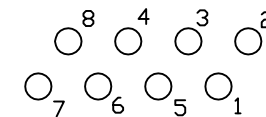
DATE	REV	ECN	APP'D. BY
2-10-16	A2	10534	TRM
9-22-16	A3	10762	TRM



BACK VIEW



P.C.B. RECOMMENDED HOLE LAYOUT  
SEEN FROM COMPONENT SIDE  
ALL CENTERLINE DIMENSIONS ARE BASIC.



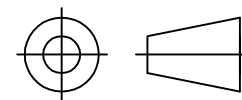
SIGNAL PIN NUMBER DETAIL

NOTES:

- CONNECTOR MATERIALS:  
HOUSING: THERMOPLASTIC UL94 V-0  
CONTACTS/SHIELD: COPPER ALLOY  
SHIELD PLATING: NICKEL OR TIN  
CONTACT PLATING: SELECTIVE GOLD IN CONTACT AREA  
SEE CHART FOR PART NUMBER
- DIMENSIONS AND TOLERANCES COMPLY WITH TIA-1096 STANDARD.
- DIELECTRIC WITHSTANDING VOLTAGE ( CONTACT TO SHIELD ) : 2250VDC
- HIGH TEMPERATURE PLASTIC; WAVE SOLDER COMPATIBLE TO 260°C
- FOR PRODUCT SPECIFICATION SEE PR026-01
- LOGO, PART NUMBER AND DATE CODE LOCATED APROX. IN THIS AREA.
- FOR PROPER JACK FUNCTION AND PERFORMANCE, TIA-1096 COMPLIANT PLUGS MUST BE USED.

50 MICRO-INCHES [1.27um]	SS-60300-032
CONTACT PLATING IN MATING AREA	PART NUMBER

THIRD ANGLE PROJECTION



1118 Susquehanna Trail South  
Glen Rock, PA 17327-9199  
(717) 235-7512  
<http://www.stewartconnector.com>

DO NOT SCALE DRAWING  
DRAWING IS SUBJECT TO  
CHANGE WITHOUT NOTICE

TITLE:  
10 GIGABIT, HORIZONTAL  
SHIELDED JACK

DIMENSIONS: INCHES [METRIC]  
UNLESS OTHERWISE SPECIFIED  
TOLERANCES ARE ±.005 [0.13]  
ANGLES ARE ± 1°

THIS DRAWING AND THE SUBJECT MATTER SHOWN THEREON ARE CONFIDENTIAL AND THE PROPRIETARY PROPERTY OF STEWART CONNECTOR AND SHALL NOT BE REPRODUCED, COPIED, OR USED IN ANY MANNER WITHOUT PRIOR WRITTEN CONSENT OF STEWART CONNECTOR. ONE OR MORE U.S. PATENTS MAY APPLY TO THIS PRODUCT. FOR DETAILS, PLEASE VISIT: [HTTP://BELFUSE.COM/STEWART/STEWART\\_PATENTS/](http://BELFUSE.COM/STEWART/STEWART_PATENTS/)

DRN BY:	DHG	DATE	06-03-08
APPD BY:	TRM	DATE	06-03-08
DWG NO.	CT600069	REV.	A3

SHEET NO.  
1 OF 1

