
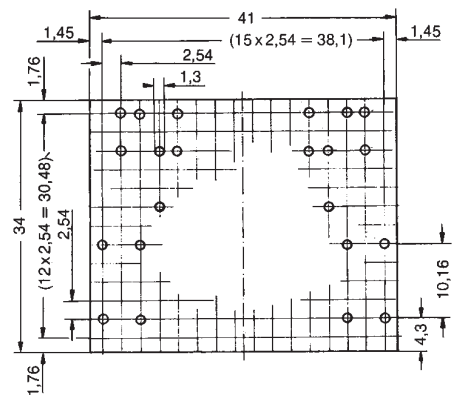
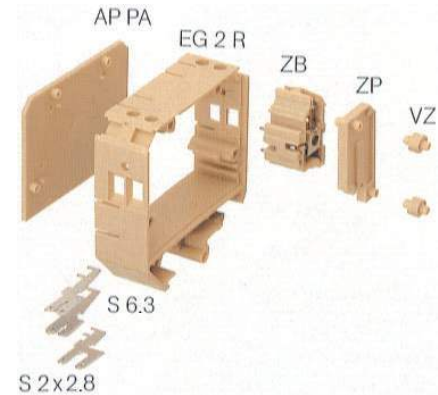


Housings

EG 1



EG 2



Rated data

Reference voltage acc. to VDE 0110 1/89	300 V
Pollution severity	2
Overvoltage category	II
Current	10 A
Power loss (when mounted in row)	1 W
Protection class	IP 20
Flammability acc. to UL level	V-2
Upper temperature limit	100°C

Connection data

Screw connection solid	0.5...4 mm ²
Screw connection stranded	0.5...2.5 mm ²
Tightening torque range	0.5 - 1.0 Nm
Torque phase with DMS 2 electric screwdriver	2

Ordering data

Housing frame	
End plate	
Combi foot, latchable	
Assembly plate	
Clamping yoke unit, right	
Clamping yoke unit, left	
Intermediate plate	ZP
Connection spigot	VZ
Connection tab 0.8 x 6.3 (.03 x .25)	mm (in.)
Connection tab 2 x 0.8 x 2.8 (.08 x .03 x .11)	mm (in.)
Tab / solder lug 0.8 x 2.8 (.03 x .11)	mm (in.)
Tab / solder lug 0.8 x 4.8 (.03 x .19)	mm (in.)
Printed circuit board, copper-coated	
Printed circuit board 5.08 pitch	

Dimensions

see page	
----------	--

Reference voltage acc. to VDE 0110 1/89	300 V
Pollution severity	2
Overvoltage category	II
Current	10 A
Power loss (when mounted in row)	1 W
Protection class	IP 20
Flammability acc. to UL level	V-2
Upper temperature limit	100°C

Screw connection solid	0.5...4 mm ²
Screw connection stranded	0.5...2.5 mm ²
Tightening torque range	0.5 - 1.0 Nm
Torque phase with DMS 2 electric screwdriver	2

Type	Part No.
EG 32/1 for TS 32	0453560000
EG 35/1 for TS 35	0453860000
AP PA	0453660000
ZP	0453760000
VZ	0510260000

S 2.8	0475800000
S 4.8	0475700000

364, Fig. I	
-------------	--

Reference voltage acc. to VDE 0110 1/89	300 V
Pollution severity	2
Overvoltage category	II
Current	10 A
Power loss (when mounted in row)	1 W
Protection class	IP 20
Flammability acc. to UL level	V-2
Upper temperature limit	100°C

Screw connection solid	0.5...4 mm ²
Screw connection stranded	0.5...2.5 mm ²
Tightening torque range	0.5 - 1.0 Nm
Torque phase with DMS 2 electric screwdriver	2


Type	Part No.
EG 2 R	0508860000
AP PA	0453660000
ZB-R	0495960000
ZB-L	0495860000
ZP	0453760000
VZ	0510260000

S 6.3	0496100000
S 2 x 2.8	0163500000


364, Fig. II	
--------------	--

Housings

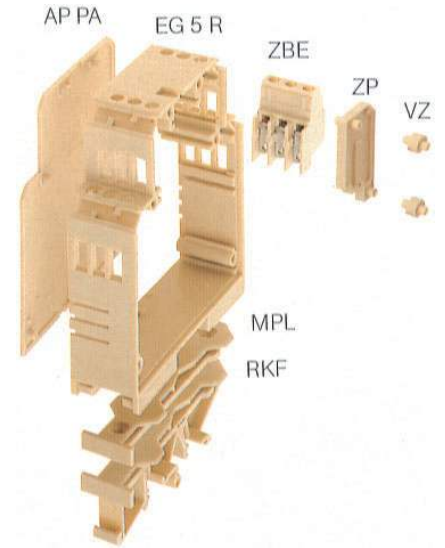
EG 3



EG 4



EG 5



300 V
2
II
10 A
1.5 W
IP 20
V - 2
100°C

0.5...4 mm ²
0.5...2.5 mm ²
0.4 - 0.8 Nm
1

Type	Part No.
EG 3 R	0163960000
AP PA	0133760000
RKF	0163860000
MPL	0158560000
ZBE	0138360000
ZBE	0138360000
VZ	0510260000
S 6.3	0496100000
S 2 x 2.8	0163500000
LP-CU	0167300000
LP-LR	0167400000

365, Fig. V

300 V
2
III
10 A
1.6 W
IP 20
V - 2
100°C

0.5...4 mm ²
0.5...2.5 mm ²
0.4 - 0.8 Nm
1

Type	Part No.
EG 4 R	1116560000
AP PA	1116060000
RKF	1116260000
MPL	1116360000
ZBE	0138360000
ZBE	0138360000
VZ	0510260000
ZP	0453760000

365, Fig. VI

300 V
2
III
1 A
1.6 W
IP 20
V - 2
100°C

0.5...4 mm ²
0.5...2.5 mm ²
0.5 - 0.8 Nm
1

Type	Part No.
EG 5 R	1116860000
AP PA	1116160000
RKF	1116260000
MPL	1116360000
ZBE	0138360000
ZBE	0138360000
VZ	0510260000
ZP	0453760000

365, Fig. VII