DO NOT SCALE	METRIC	THIRD ANGLE PROJECTION
DIMENSIONS IN mm		

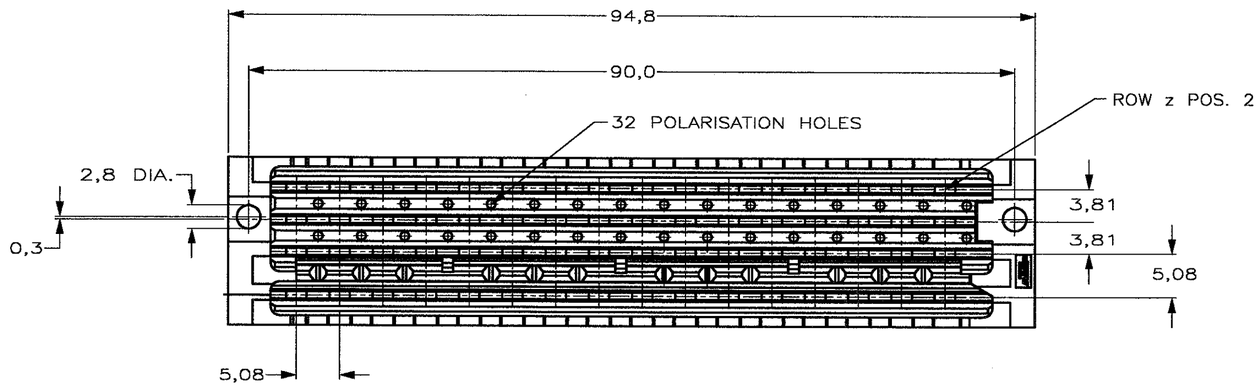

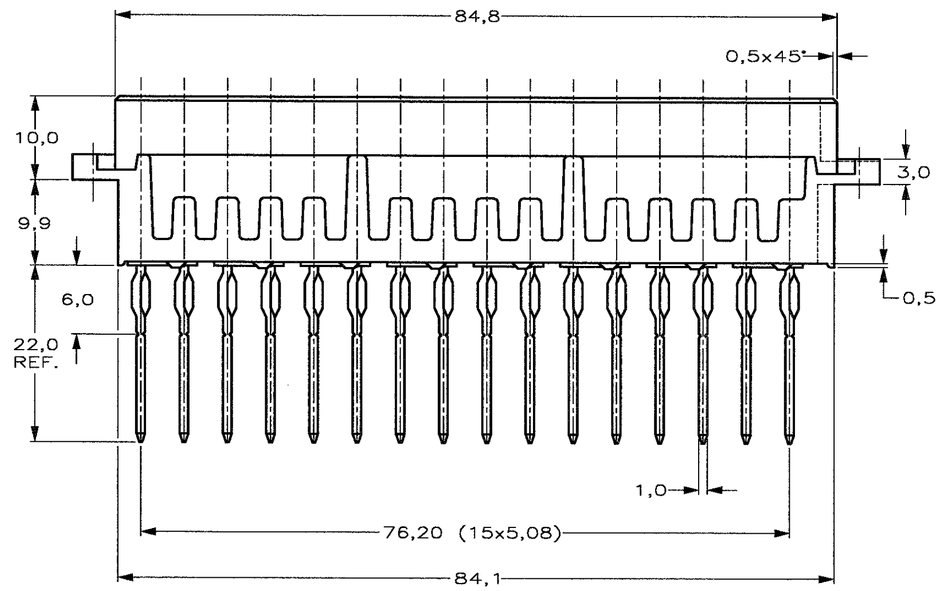

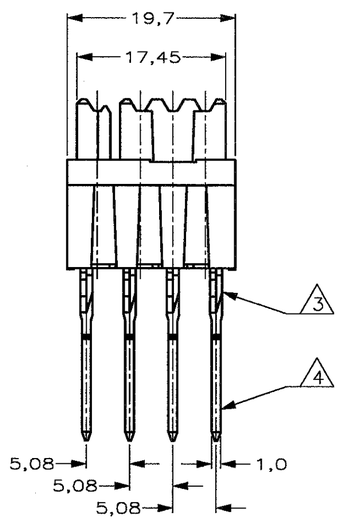

NOTES:

1. MATERIAL:
   - HOUSING: G.F. THERMOPL. POLYESTER 94-V0. COLOUR: GREY
   - CONTACTS: PHOSHORBRONZE
2. PLATING CONTACT:
   - 2- -1: 1.25 µm Au OVER 1,25 µm Ni AT CONTACTS SIDE, Sn OVER 1,25 µm Ni AT BOARD SIDE.
   - 2- -4: 0,8 µm Au OVER 1,25 µm Ni AT CONTACTS SIDE, Sn OVER 1,25 µm Ni AT BOARD SIDE.
   - 2- -8: 0,4 µm Au OVER 1,25 µm Ni AT CONTACTS SIDE, Sn OVER 1,25 µm Ni AT BOARD SIDE.
3. FOR P.C.B.-THICKNESS 2,4-3,2.

P.C.B. HOLE DIM. ACTION PIN				
DRILLED HOLE	:1,75	±0,025		mm
FIN. HOLE	:1,54	to	1,69	mm
AFTER REFLOW	:1,51	to	1,69	mm
Cu-thks	:0,025	to	0,075	mm
SnPb-thks	:0,004	to	0,010	mm

4. EXTENDED ENDS OF POSTS ALREADY BROKEN OFF.

POS	ROW z	ROW b	ROW d	ROW f
32	X	X	X	X
30	X	X	X	X
28	X	X	X	X
26	X	X	X	X
24	X	X	X	X
22	X	X	X	X
20	X	X	X	X
18	X	X	X	X
16	X	X	X	X
14	X	X	X	X
12	X	X	X	X
10	X	X	X	X
8	X	X	X	X
6	X	X	X	X
4	X	X	X	X
2	X	X	X	X

AN ASTERISK ,,X'' DENOTES A CONTACT.

	FINISH	MATERIAL	PARTNUMBER
	SEE NOTE 2	SEE NOTE 1	-
			2-216263-8
			2-216263-4
			2-216263-1

LTR.	REVISION RECORD	DR.	CHK.	DATE
-	-	-	-	-
-	-	-	-	-
-	-	-	-	-
-	-	-	-	-
B	REVISED PER ECO-20-012547	R.Z	H.L	04NOV2020
A	EH-1004-98	T.K.	A.M.	12.02.99
0	H-10015	R.D.	JvG	21-08-92

CUSTOMER DRAWING — FOR REFERENCE ONLY WILL NOT BE UPDATED

© COPYRIGHT 19 - BY AMP HOLLAND B.V. ALL INTERNATIONAL RIGHTS RESERVED. AMP PRODUCTS MAY BE COVERED BY U.S. AND FOREIGN AND/OR PATENTS PENDING.

THIS DRAWING IS UNPUBLISHED
~~RELEASED FOR PUBLICATION - ,19~~

AMP HOLLAND B.V. 's-Hertogenbosch, The Netherlands.

NAME: 4x16 POS. FEMALE CONNECTOR TYPE G, WITH B.T.B. ACTION-PIN PER DIN. 41612.

DR.: R.DAAMEN	CHK.: J.V.GRUNSVEN	APP.: L.V.SOEST.	DWG.No. C-216263	REV.LTR. B	SHEET 1 OF 1	A2
DATE: 21-07-92	DATE: -	DATE: -				