

WPD 104 1X25+1X16/2X16+3X10 RD**Weidmüller Interface GmbH & Co. KG**

Klingenbergstraße 26

D-32758 Detmold

Germany

www.weidmueller.com

**Power feed-in**

Our wide range of W-Series terminal blocks with our WPD main line branch terminals, which are optimised to guarantee both convenience and space gains, ensures a secure and convenient connection at the power feed-in.

General ordering data

Version	W-Series, Distribution block, Rated cross-section: Screw connection
Order No.	2725260000
Type	WPD 104 1X25+1X16/2X16+3X10 RD
GTIN (EAN)	4050118796629
Qty.	1 pc(s).

Creation date January 10, 2022 9:42:16 PM CET

Catalogue status 17.12.2021 / We reserve the right to make technical changes.

WPD 104 1X25+1X16/2X16+3X10 RD
Weidmüller Interface GmbH & Co. KG

Klingenbergstraße 26

D-32758 Detmold

Germany

www.weidmueller.com

Technical data
Dimensions and weights

Depth	49 mm	Depth (inches)	1.929 inch
Height	68 mm	Height (inches)	2.677 inch
Width	31.5 mm	Width (inches)	1.24 inch
Net weight	95 g		

Temperatures

Storage temperature	-25 °C...55 °C	Continuous operating temp., min.	-50 °C
Continuous operating temp., max.	130 °C		

Environmental Product Compliance

REACH SVHC	Lead 7439-92-1
------------	----------------

Material data

Material	Wemid	Colour	red
UL 94 flammability rating	V-0		

System specifications

Version	Screw connection	End cover plate required	No
Number of potentials	1	Number of levels	1
Number of clamping points per level	2	Number of potentials per tier	1
Levels cross-connected internally	Yes	Rail	Mounting plate, TS 35
N-function	No	PE function	No
PEN function	No		

Additional technical data

Open sides	closed	Type of mounting	Snap-on
------------	--------	------------------	---------

Conductors for clamping (rated connection)

Connection direction	on side	Type of connection	Screw connection
----------------------	---------	--------------------	------------------

General

Number of poles	1	Rail	Mounting plate, TS 35
Standards	IEC 60947-7-1, UL 1059		

Rating data

Rated AC voltage	1,000 V	Rated DC voltage	1,000 V DC
Rated current	164 A	Standards	IEC 60947-7-1, UL 1059

Classifications

ETIM 6.0	EC000897	ETIM 7.0	EC000897
ETIM 8.0	EC000897	ECLASS 9.0	27-14-11-20
ECLASS 9.1	27-14-11-20	ECLASS 10.0	27-14-11-20
ECLASS 11.0	27-14-11-20		

Creation date January 10, 2022 9:42:16 PM CET

Catalogue status 17.12.2021 / We reserve the right to make technical changes.

Data sheet**WPD 104 1X25+1X16/2X16+3X10 RD**

Weidmüller Interface GmbH & Co. KG
Klingenbergstraße 26
D-32758 Detmold
Germany

www.weidmueller.com

Technical data**Approvals**

Approvals



ROHS

Conform

Downloads

Approval/Certificate/Document of
Conformity

[VDE Certificate](#)
[DNV Certificate](#)
[CE Declaration of Conformity](#)

Catalogues

[Catalogues in PDF-format](#)

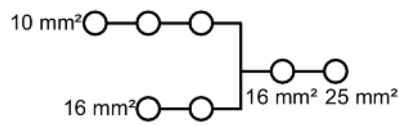
Data sheet

WPD 104 1X25+1X16/2X16+3X10 RD

Weidmüller Interface GmbH & Co. KG
Klingenbergstraße 26
D-32758 Detmold
Germany

www.weidmueller.com

Drawings



Power distribution

Screw connection

W-Series

WPD 104 1x25+1x16/2x16+3x10



Width / Height / Depth	mm
max. current / max. conductor	A/mm ²
max. clamping range	mm ²

Technical data

Rated data	
Rated voltage	V
Rated current	A
for wire cross-section	25 mm ² mm ²
Rated impulse withstand voltage / Pollution severity	
Overvoltage category / UL 94 flammability rating	
Approvals	
Clamped conductors (H05V/H07V)	
Solid / Stranded	25 mm ² mm ²
	16 mm ² mm ²
	10 mm ² mm ²
Flexible with ferrule	25 mm ² mm ²
	16 mm ² mm ²
	10 mm ² mm ²
Stripping length / Blade size	25 mm ² mm/-
	16 mm ² mm/-
	10 mm ² mm/-
Tightening torque	Nm
Note	

Ordering data

Version	
	grey
	blue
	red
	black
Note	

Accessories

Cross connection	
	2-pole
	3-pole
End bracket	
	dark beige
	dark beige
Screwdriver	
	SET

WPD 104

25 mm²



31.5 / 49 / 68	10 mm ²	16 mm ²	25 mm ²
101 / 25			
1.5...25			

IEC 60947-7-1 (Cu), UL 1059 (Cu+Al)

IEC	UL	CSA	EN 60079-7
1000	600	600	550
101	85	85	101
25	AWG 12...4	AWG 12...4	25
8 kV / 3			
III / V-0			

Rated connection

2.5...25 / 2.5...25
1.5...16 / 1.5...16
1.5...10 / 1.5...10
1.5...16
1.5...10
1.5...6
12 / M5
14 / M6
19 / M6

see appendix at the end of the chapter

Type	Qty.	Order No.
WPD 104 1x25+1x16/2x16+3x10 GY	1	1562000000
WPD 104 1x25+1x16/2x16+3x10 BL	1	2518250000
WPD 104 1x25+1x16/2x16+3x10 RD	1	2725260000
WPD 104 1x25+1x16/2x16+3x10 BK	1	2725360000

Type	Qty.	Order No.
WQB WPD X04/2	20	1561980000
WQB WPD X04/3	20	1561990000
WEW 35/2	100	1061200000
AEB 35 SC/1	50	1991920000
SDK PZ2 X 100	1	2749450000
SK WSD-S 1,5-10,0	1	9008850000

WPD 204

25 mm²



63 / 49 / 68	10 mm ²	16 mm ²	25 mm ²
101 / 25			
1.5...25			

IEC 60947-7-1 (Cu), UL 1059 (Cu+Al)

IEC	UL	CSA	EN 60079-7
1000	600	600	550
101	85	85	101
25	AWG 12...4	AWG 12...4	25
8 kV / 3			
III / V-0			

Rated connection

2.5...25 / 2.5...25
1.5...16 / 1.5...16
1.5...10 / 1.5...10
1.5...16
1.5...10
1.5...6
12 / M5
14 / M6
19 / M6

see appendix at the end of the chapter

Type	Qty.	Order No.
WPD 204 2X25/4X16+6X10 2XGY	1	1562150000
WPD 204 2X25/4X16+6X10 2XBL	1	2518330000
WPD 204 2x25/4x16+6x10 2xRD	1	2725290000
WPD 204 2x25/4x16+6x10 2xBK	1	2725390000

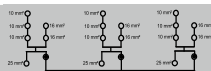
Type	Qty.	Order No.
WEW 35/2	100	1061200000
AEB 35 SC/1	50	1991920000
SDK PZ2 X 100	1	2749450000
SK WSD-S 1,5-10,0	1	9008850000

WPD 304

25 mm²



94.5 / 49 / 68
101 / 25
1.5...25



IEC 60947-7-1 (Cu), UL 1059 (Cu+Al)

IEC	UL	CSA	EN 60079-7
1000	600	600	550
101	85	85	101
25	AWG 12...4	AWG 12...4	25
8 kV / 3			
III / V-0			


Rated connection

2.5...25 / 2.5...25
1.5...16 / 1.5...16
1.5...10 / 1.5...10
1.5...16
1.5...10
1.5...6
12 / M5
14 / M6
19 / M6

see appendix at the end of the chapter

Type	Qty.	Order No.
WPD 304 3X25/6X16+9X10 3XGY	1	1562160000
WPD 304 3X25/6X16+9X10 3XBL	1	2518340000
WPD 304 3x25/6x16+9x10 3xRD	1	2725300000
WPD 304 3x25/6x16+9x10 3xBK	1	2725400000

Type	Qty.	Order No.
WEW 35/2	100	1061200000
AEB 35 SC/1	50	1991920000
SDK P22 X 100	1	2749450000
SK WSD-S 1,5-10,0	1	9008850000



Application range

B

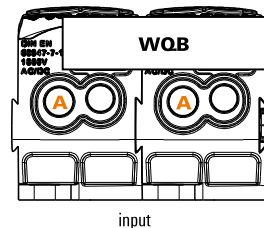
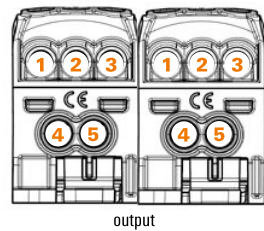


Power distribution
Screw connection

Conductor connection data according to IEC 60947-7-1 (Cu), UL 1059 (Cu+Al)

Input	connection point A			
	Copper		Aluminium*	
25 mm ²	2,5 Nm	2,5 Nm	5,1 Nm	5,1 Nm
16 mm ²				
10 mm ²				
6 mm ²				
4 mm ²				
2,5 mm ²				
1,5 mm ²				
Stripping lengths	19 mm			
Allen screw	M6			

* Values according to UL 1059

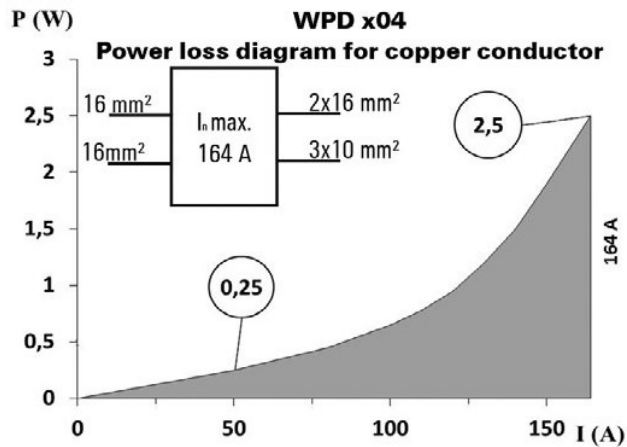


Output	connection point 1/2/3				connection point 4/5				connection point B			
	Copper		Aluminium*		Copper		Aluminium*		Copper		Aluminium*	
16 mm ²	2 Nm	2 Nm	5,1 Nm	2,5 Nm	2,5 Nm	5,1 Nm	5,1 Nm	2,5 Nm	2,5 Nm	5,1 Nm	5,1 Nm	
10 mm ²												
6 mm ²												
4 mm ²												
2,5 mm ²												
1,5 mm ²												
Stripping lengths	12 mm				14 mm				19 mm			
Allen screw	M5				M6				M6			





* Values according to UL 1059


















B



UL Rating data according to UL 1059

Certificate no. (UR)		XCFR2.E60693			
connection point A					
Input (line)	Copper		Aluminium		
					
AWG 4	22.1 Lb In.	22.1 Lb In.	45.1 Lb In.	45.1 Lb In.	
AWG 6					
AWG 8					
AWG 10					
AWG 12					
max. current	85 A	65 A	65 A	50 A	
Voltage size B,C (UR)	600 V				

output (load)	connection point 1/2/3				connection point 4/5				connection point B			
	Copper		Aluminium		Copper		Aluminium		Copper		Aluminium	
												
AWG 4	22.1 Lb In.	22.1 Lb In.	45.1 Lb In.	45.1 Lb In.	22.1 Lb In.	22.1 Lb In.	45.1 Lb In.	45.1 Lb In.	22.1 Lb In.	22.1 Lb In.	45.1 Lb In.	45.1 Lb In.
AWG 6												
AWG 8												
AWG 10												
AWG 12												
AWG 14												
AWG 16												
max. current	65 A	50 A	50 A		85 A	65 A	65 A	50 A	65 A	50 A	50 A	
Voltage size B,C (UR)	600 V											

 Mehrdrähtig
  Eindrätig
  Feindrätig mit Aderendhülse

CSA-Bemessungsdaten nach CSA 22.2 Nr. 158

Certificate No. (CSA)		269832			
	Input		Output		
	CP* A	CP* 1/2/3	CP* 4/5	CP*B	
AWG 4	2,5 Nm.	2,5 Nm	2,5 Nm	2,5 Nm	2,5 Nm
AWG 6					
AWG 8					
AWG 10					
AWG 12					
AWG 14					
AWG 16					
max. current	85 A	50 A	50 A	65 A	
Voltage size C (CSA)	600 V				
* CP - connection point					

B

