

MPL Series



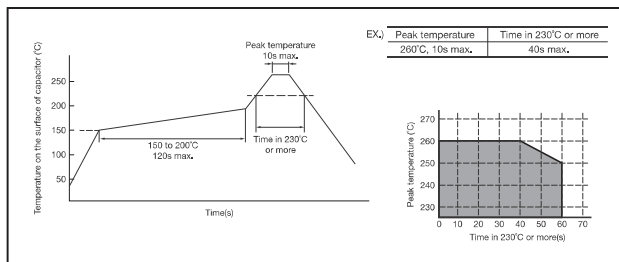
Features

- ▶ Resin molded case structure utilizes multi-layer aluminum foil for anode and solid conductive polymer for cathode
- ▶ Excellent low impedance characteristics for noise suppression and decoupling
- ▶ High capacitance and Low ESR
- ▶ Stable capacitance with applied voltage/temperature/ high frequencies
- ▶ No voltage derating required
- ▶ Polarity bar (positive) noted on product
- ▶ Surface mount construction
- ▶ Halogen free epoxy
- ▶ RoHS compliance
- ▶ MSL3 packaging

Specifications

Item	Performance Characteristics	
Operating Temperature Range	-55°C ~ +105°C	
Rated Working Voltage Range	2V.DC ~ 35V.DC	
Nominal Capacitance Range	6.8μF ~ 560μF	
Capacitance Tolerance	±20% or -35% ~ +10% (120Hz, +20°C)	
DC Leakage Current	I ≤ 0.1CV (μA) 2 minutes (2V.DC ~ 8V.DC) I ≤ 0.3CV (μA) 2 minutes (≥10V.DC)	
tanδ	≤0.06 (120Hz, +20°C)	
Surge Voltage	Rated working voltage x 1.25 (+85°C)	
Endurance (+105°C, 1,000/2,000 hours, rated voltage applied)	Δ C/C	Within ±20% of the initial measured value
	tanδ	≤200% of the initial specified value
	LC	2V.DC ~ 6.3V.DC: ≤300% of the initial specified value 10V.DC ~ 35V.DC: ≤The initial specified value
Moisture Resistance After storing for 500 hours at 60°C, 90%RH	Δ C/C	Within -20% ~ +70% of the initial measured value
	tanδ	≤200% of the initial specified value
	LC	2V.DC ~ 6.3V.DC: ≤The initial specified value 10V.DC ~ 35V.DC: ≤200% of the initial specified value

Recommendable Reflow Soldering Temperature 260°C

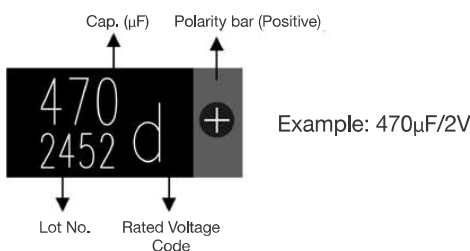


Part Number System

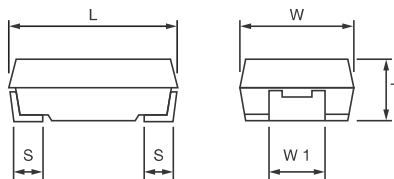
1	2	3	4	5	6	7	8	9	10	11	12	13	14	15	16	17	18
M	P	L	3	3	7	M	0	D	G	1	9	T	R	X	2	**	
①	②	③	④	⑤	⑥	⑦	⑧	⑨									

① Series	MPL	MPL
② Capacitance	337	330μF
③ Capacitance Tolerance	M/3	±20%/-35% ~ +10%
④ Rated Voltage	0D	2V
⑤ Case Size	G19	734319
⑥ Packing	TR	Tape & Reel
⑦ ESR Value	X	ESR Value
⑧ Individual Specification Code	2/0	1,000/2,000 hours
⑨ Special Requirement	**	Special Requirement

Marking



External Dimensions




(Unit: mm)

Case Size	EIA Code	L	W	T	W1	S
G09	7343	7.3±0.2	4.3±0.2	0.9±0.1	2.4±0.1	1.3±0.3
G11	7343	7.3±0.2	4.3±0.2	1.1±0.1	2.4±0.1	1.3±0.3
G14	7343	7.3±0.2	4.3±0.2	1.4±0.2	2.4±0.1	1.3±0.3
G19	7343	7.3±0.2	4.3±0.2	1.9±0.2	2.4±0.1	1.3±0.3
G28	7343	7.3±0.2	4.3±0.2	2.8±0.2	2.4±0.1	1.3±0.3

G09 Product Lineup

		Capacitance Value (uF)																		
		6.8	10	15	22	33	47	68	82	100	120	150	180	220	270	330	390	470	560	
Voltage (VDC)	2									G09 9/12/16		G09 6/9	G09 6/9	G09 4.5/6/9/15						
	2.5									G09 9/12/16		G09 6/9	G09 6/9	G09 4.5/6/9/15						
	4							G09 15/20	G09 7/9	G09 7/9		G09 7/9/15								
	6.3		G09 40		G09 35	G09 25	G09 25	G09 20	G09 20											
	10		G09 45		G09 40	G09 40	G09 40													

Case Size




ESR (mΩ)

G11 Product Lineup

		Capacitance Value (uF)																		
		6.8	10	15	22	33	47	68	82	100	120	150	180	220	270	330	390	470	560	
Voltage (VDC)	2									G11 9/12/16		G11 6/9	G11 6/9	G11 4.5/6/9/15	G11 4.5/6/9/15					
	2.5									G11 9/12/16		G11 6/9	G11 6/9	G11 4.5/6/9/15						
	4							G11 15/20	G11 7/9	G11 7/9		G11 7/9	G11 7/9	G11 7/9/15						
	6.3		G11 30/40		G11 25/35	G11 20/25	G11 20/25	G11 15/20	G11 15/20	G11 12/15/18	G11 12/15/18	G11 12/15/18								
	10		G11 45		G11 40	G11 40	G11 40	G11 40												

Case Size




ESR (mΩ)

G14 Product Lineup

		Capacitance Value (uF)																		
		6.8	10	15	22	33	47	68	82	100	120	150	180	220	270	330	390	470	560	
Voltage (VDC)	2									G14 16		G14 9	G14 6/9	G14 6/9	G14 6/9	G14 6/9				
	2.5									G14 16		G14 9	G14 6/9	G14 6/9	G14 6/9	G14 6/9				
	4							G14 20	G14 9	G14 9		G14 9	G14 9	G14 9						
	6.3		G14 40		G14 35	G14 25	G14 25	G14 20	G14 20	G14 15	G14 15	G14 15								
	10		G14 45		G14 40	G14 40	G14 40	G14 40	G14 40	G14 40										

Case Size



ESR (mΩ)

G19 Product Lineup

		Capacitance Value (uF)																			
		6.8	10	15	22	33	47	68	82	100	120	150	180	220	270	330	390	470	560	Case Size	ESR (mΩ)
Voltage (VDC)	2									G19 9/12/16		G19 4.5/6/9	G19 4.5/6/9	G19 4.5/6/9	G19 4.5/6/9/15	G19 4.5/6/9/12	G19 4.5/6/9/12	G19 3/3.5/4.5/6/ 9/12	G19 3/3.5/4.5/6/ 9/12	G19 9	ESR (mΩ)
	2.5									G19 9/12/16		G19 6/9	G19 6/9	G19 4.5/6/9	G19 4.5/6/9/12	G19 4.5/6/9/12	G19 4.5/6/9/12	G19 3/3.5/4.5/6/ 9/12	G19 3/3.5/4.5/6/ 9/12		
	4							G19 15/20	G19 6/9	G19 4.5/7/9		G19 4.5/7/9/12	G19 4.5/7/9/12	G19 4.5/7/9/12	G19 4.5/7/9/12	G19 4.5/7/9/12					
	6.3		G19 30/40		G19 25/35	G19 20/25	G19 15/25	G19 15/20	G19 15/20	G19 9/12/15/18	G19 9/12/15/18	G19 9/12/15/18	G19 9/12/15	G19 9/12/15		G19 9/12/15					
	8									G19 25/35/45		G19 20/30/40		G19 20/30/40							
	10		G19 40		G19 40	G19 40	G19 40	G19 40	G19 40	G19 20/30/40	G19 20/25/35	G19 20/25/35									
	12.5		G19 40	G19 40	G19 40	G19 40	G19 40	G19 40	G19 40	G19 40											
	16	G19 40	G19 40	G19 40	G19 40	G19 40	G19 40	G19 40													
	20	G19 40	G19 40	G19 40	G19 40	G19 40	G19 40														
	25	G19 40	G19 40	G19 40	G19 40	G19 40	G19 40														
	35	G19 40	G19 40	G19 40	G19 40	G19 40															

G28 Product Lineup

		Capacitance Value (uF)																			
		6.8	10	15	22	33	47	68	82	100	120	150	180	220	270	330	390	470	560	Case Size	ESR (mΩ)
Voltage (VDC)	2															G28 4.5/6/9/12		G28 3/3.5/4.5/6/ 9/12	G28 3/3.5/4.5/6/ 9/12	G19 9	ESR (mΩ)
	2.5														G28 4.5/6/9/12	G28 4.5/6/9/12		G28 3/3.5/4.5/6/ 9/12			
	4												G28 4.5/6/9/12	G28 4.5/6/9/12		G28 4.5/6/9/12					
	6.3											G28 6/9/12/15		G28 9/12/15		G28 9/12/15					
	10							G28 20/30/40	G28 20/30/40	G28 20/25/35		G28 20/25/35									
	12.5					G28 40	G28 40	G28 40	G28 40	G28 40											
	16				G28 30/40	G28 30/40	G28 25/40	G28 25/40													
	20				G28 40	G28 40	G28 40	G28 40													
	25				G28 40	G28 40	G28 40														
	35				G28 40	G28 40															

Part Number Listing

XLPC Part Number (□ : ESR Value)	Rated Voltage	Cap. (μF)	Case Size			Cap. Tolerance	ESR Max.(mΩ) 100kHz/+20°C						Ripple Current	MPQ & MOQ
	(V.DC)	120Hz/ +20°C	Code	L x W (mm)	T (mm)	%	C	E	A	R	X	H	100kHz/ 105°C	(pcs)
MPL107MODG09TR□2**	2	100	G09	7343	0.9	±20%			9	12	16		2.0Arms	5,500
MPL107MODG11TR□2**	2	100	G11	7343	1.1	±20%			9	12	16		2.0Arms	5,500
MPL107MODG14TR□2**	2	100	G14	7343	1.4	±20%					16		2.0Arms	3,500
MPL107MODG19TR□2**	2	100	G19	7343	1.9	±20%			9	12	16		2.0Arms	3,500
MPL157MODG09TR□2**	2	150	G09	7343	0.9	±20%				6	9		3.0Arms	5,500
MPL157MODG11TR□2**	2	150	G11	7343	1.1	±20%				6	9		3.0Arms	5,500
MPL157MODG14TR□2**	2	150	G14	7343	1.4	±20%					9		3.0Arms	3,500
MPL157MODG19TR□2**	2	150	G19	7343	1.9	±20%			4.5	6	9		3.0Arms	3,500
MPL187MODG09TR□2**	2	180	G09	7343	0.9	±20%				6	9		3.0Arms	5,500
MPL187MODG11TR□2**	2	180	G11	7343	1.1	±20%				6	9		3.0Arms	5,500
MPL187MODG14TR□2**	2	180	G14	7343	1.4	±20%					9		3.0Arms	3,500
MPL187MODG19TR□2**	2	180	G19	7343	1.9	±20%			4.5	6	9		3.0Arms	3,500
MPL227MODG09TR□2**	2	220	G09	7343	0.9	±20%			4.5	6	9	15	3.0Arms	5,500
MPL227MODG11TR□2**	2	220	G11	7343	1.1	±20%			4.5	6	9	15	3.0Arms	5,500
MPL227MODG14TR□2**	2	220	G14	7343	1.4	±20%				6	9		3.0Arms	3,500
MPL227MODG19TR□2**	2	220	G19	7343	1.9	±20%			4.5	6	9	15	3.0Arms	3,500
MPL277MODG11TR□2**	2	270	G11	7343	1.1	±20%			4.5	6	9	15	3.0Arms	5,500
MPL277MODG14TR□2**	2	270	G14	7343	1.4	±20%				6	9		3.0Arms	3,500
MPL277MODG19TR□2**	2	270	G19	7343	1.9	±20%			4.5	6	9	12	3.0Arms	3,500
MPL337MODG14TR□2**	2	330	G14	7343	1.4	±20%				6	9		3.0Arms	3,500
MPL337MODG19TR□2**	2	330	G19	7343	1.9	±20%			4.5	6	9	12	3.0Arms	3,500
MPL337MODG28TR□2**	2	330	G28	7343	2.8	±20%			4.5	6	9	12	3.0Arms	3,000
MPL397MODG19TR□2**	2	390	G19	7343	1.9	±20%			4.5	6	9	12	3.0Arms	3,500
MPL477MODG19TR□2**	2	470	G19	7343	1.9	±20%	3	3.5	4.5	6	9	12	3.0Arms	3,500
MPL477MODG28TR□2**	2	470	G28	7343	2.8	±20%	3	3.5	4.5	6	9	12	3.0Arms	3,000
MPL567MODG19TR□2**	2	560	G19	7343	1.9	±20%	3	3.5	4.5	6	9	12	3.0Arms	3,500
MPL567MODG28TR□2**	2	560	G28	7343	2.8	±20%	3	3.5	4.5	6	9	12	3.0Arms	3,000
MPL107M0EG09TR□2**	2.5	100	G09	7343	0.9	±20%			9	12	16		3.0Arms	5,500
MPL107M0EG11TR□2**	2.5	100	G11	7343	1.1	±20%			9	12	16		3.0Arms	5,500
MPL107M0EG14TR□2**	2.5	100	G14	7343	1.4	±20%					16		3.0Arms	3,500
MPL107M0EG19TR□2**	2.5	100	G19	7343	1.9	±20%			9	12	16		3.0Arms	3,500
MPL157M0EG09TR□2**	2.5	150	G09	7343	0.9	±20%				6	9		3.0Arms	5,500
MPL157M0EG11TR□2**	2.5	150	G11	7343	1.1	±20%				6	9		3.0Arms	5,500
MPL157M0EG14TR□2**	2.5	150	G14	7343	1.4	±20%					9		3.0Arms	3,500
MPL157M0EG19TR□2**	2.5	150	G19	7343	1.9	±20%				6	9		3.0Arms	3,500
MPL187M0EG09TR□2**	2.5	180	G09	7343	0.9	±20%				6	9		3.0Arms	5,500
MPL187M0EG14TR□2**	2.5	180	G14	7343	1.4	±20%					9		3.0Arms	3,500
MPL187M0EG19TR□2**	2.5	180	G19	7343	1.9	±20%				6	9		3.0Arms	3,500
MPL227M0EG09TR□2**	2.5	220	G09	7343	0.9	±20%			4.5	6	9	15	3.0Arms	5,500
MPL227M0EG11TR□2**	2.5	220	G11	7343	1.1	±20%			4.5	6	9	15	3.0Arms	5,500
MPL227M0EG14TR□2**	2.5	220	G14	7343	1.4	±20%				6	9		3.0Arms	3,500
MPL227M0EG19TR□2**	2.5	220	G19	7343	1.9	±20%			4.5	7	9	12	3.0Arms	3,500
MPL27730EG11TR□2**	2.5	270	G11	7343	1.1	-35% ~ +10%			4.5	7	9	15	3.0Arms	5,500
MPL277M0EG14TR□2**	2.5	270	G14	7343	1.4	±20%				6	9		3.0Arms	3,500
MPL277M0EG19TR□2**	2.5	270	G19	7343	1.9	±20%			4.5	7	9	12	3.0Arms	3,500
MPL277M0EG28TR□2**	2.5	270	G28	7343	2.8	±20%			4.5	7	9	12	3.0Arms	3,000
MPL337M0EG14TR□2**	2.5	330	G14	7343	1.4	±20%				6	9		3.0Arms	3,500
MPL337M0EG19TR□2**	2.5	330	G19	7343	1.9	±20%			4.5	6	9	12	3.0Arms	3,500
MPL337M0EG28TR□2**	2.5	330	G28	7343	2.8	±20%			4.5	6	9	12	3.0Arms	3,000
MPL397M0EG19TR□2**	2.5	390	G19	7343	1.9	±20%			4.5	6	9	12	3.0Arms	3,500
MPL477M0EG19TR□2**	2.5	470	G19	7343	1.9	±20%	3	3.5	4.5	6	9	12	3.0Arms	3,500
MPL477M0EG28TR□2**	2.5	470	G28	7343	2.8	±20%	3	3.5	4.5	6	9	12	3.0Arms	3,000
MPL686M0GG09TR□2**	4	68	G09	7343	0.9	±20%				15	20		1.9Arms	5,500
MPL686M0GG11TR□2**	4	68	G11	7343	1.1	±20%				15	20		1.9Arms	5,500
MPL686M0GG14TR□2**	4	68	G14	7343	1.4	±20%					20		1.9Arms	3,500
MPL686M0GG19TR□2**	4	68	G19	7343	1.9	±20%				15	20		1.9Arms	3,500
MPL826M0GG09TR□2**	4	82	G09	7343	0.9	±20%				7	9		3.0Arms	5,500
MPL826M0GG11TR□2**	4	82	G11	7343	1.1	±20%				7	9		3.0Arms	5,500
MPL826M0GG14TR□2**	4	82	G14	7343	1.4	±20%					9		3.0Arms	3,500
MPL826M0GG19TR□2**	4	82	G19	7343	1.9	±20%				6	9		3.0Arms	3,500
MPL107M0GG09TR□2**	4	100	G09	7343	0.9	±20%				7	9		3.0Arms	5,500

Part Number Listing

XLPC Part Number (□ : ESR Value)	Rated Voltage	Cap. (μF)	Case Size			Cap. Tolerance	ESR Max.(mΩ) 100kHz/+20°C						Ripple Current	MPQ & MOQ		
	(V.DC)	120Hz/ +20°C	Code	L x W (mm)	T (mm)	%	C	E	A	R	X	H	100kHz/ 105°C	(pcs)		
MPL107M0GG11TR□2**	4	100	G11	7343	1.1	±20%					7	9		3.0Arms	5,500	
MPL107M0GG14TR□2**	4	100	G14	7343	1.4	±20%						9		3.0Arms	3,500	
MPL107M0GG19TR□2**	4	100	G19	7343	1.9	±20%				4.5	7	9		3.0Arms	3,500	
MPL157M0GG09TR□2**	4	150	G09	7343	0.9	±20%					7	9	15	3.0Arms	5,500	
MPL157M0GG11TR□2**	4	150	G11	7343	1.1	±20%					7	9		3.0Arms	5,500	
MPL157M0GG14TR□2**	4	150	G14	7343	1.4	±20%						9		3.0Arms	3,500	
MPL157M0GG19TR□2**	4	150	G19	7343	1.9	±20%				4.5	7	9	12	3.0Arms	3,500	
MPL187M0GG11TR□2**	4	180	G11	7343	1.1	±20%					7	9		3.0Arms	5,500	
MPL187M0GG14TR□2**	4	180	G14	7343	1.4	±20%						9		3.0Arms	3,500	
MPL187M0GG19TR□2**	4	180	G19	7343	1.9	±20%				4.5	7	9	12	3.0Arms	3,500	
MPL187M0GG28TR□2**	4	180	G28	7343	2.8	±20%				4.5	7	9	12	3.0Arms	3,000	
MPL22730GG11TR□2**	4	220	G11	7343	1.1	-35% ~ +10%					7	9	15	3.0Arms	5,500	
MPL22730GG14TR□2**	4	220	G14	7343	1.4	-35% ~ +10%						9		3.0Arms	3,500	
MPL227M0GG19TR□2**	4	220	G19	7343	1.9	±20%				4.5	7	9	12	3.0Arms	3,500	
MPL227M0GG28TR□2**	4	220	G28	7343	2.8	±20%				4.5	7	9	12	3.0Arms	3,000	
MPL277M0GG19TR□2**	4	270	G19	7343	1.9	±20%				4.5	7	9	12	3.0Arms	3,500	
MPL337M0GG19TR□2**	4	330	G19	7343	1.9	±20%				4.5	7	9	12	3.0Arms	3,500	
MPL337M0GG28TR□2**	4	330	G28	7343	2.8	±20%				4.5	7	9	12	3.0Arms	3,000	
MPL106M0JG09TR□2**	6.3	10	G09	7343	0.9	±20%						40		1.0Arms	5,500	
MPL106M0JG11TR□2**	6.3	10	G11	7343	1.1	±20%						30	40	1.0Arms	5,500	
MPL106M0JG14TR□2**	6.3	10	G14	7343	1.4	±20%						40		1.0Arms	3,500	
MPL106M0JG19TR□2**	6.3	10	G19	7343	1.9	±20%						30	40	1.0Arms	3,500	
MPL226M0JG09TR□2**	6.3	22	G09	7343	0.9	±20%						35		1.0Arms	5,500	
MPL226M0JG11TR□2**	6.3	22	G11	7343	1.1	±20%						25	35	1.0Arms	5,500	
MPL226M0JG14TR□2**	6.3	22	G14	7343	1.4	±20%						35		1.0Arms	3,500	
MPL226M0JG19TR□2**	6.3	22	G19	7343	1.9	±20%						25	35	1.0Arms	3,500	
MPL336M0JG09TR□2**	6.3	33	G09	7343	0.9	±20%						25		1.8Arms	5,500	
MPL336M0JG11TR□2**	6.3	33	G11	7343	1.1	±20%						20	25	1.8Arms	5,500	
MPL336M0JG14TR□2**	6.3	33	G14	7343	1.4	±20%						25		1.8Arms	3,500	
MPL336M0JG19TR□2**	6.3	33	G19	7343	1.9	±20%						20	25	1.8Arms	3,500	
MPL476M0JG09TR□2**	6.3	47	G09	7343	0.9	±20%						25		1.8Arms	5,500	
MPL476M0JG11TR□2**	6.3	47	G11	7343	1.1	±20%						20	25	1.8Arms	5,500	
MPL476M0JG14TR□2**	6.3	47	G14	7343	1.4	±20%						25		1.8Arms	3,500	
MPL476M0JG19TR□2**	6.3	47	G19	7343	1.9	±20%						15	25	1.8Arms	3,500	
MPL686M0JG09TR□2**	6.3	68	G09	7343	0.9	±20%						20		2.0Arms	5,500	
MPL686M0JG11TR□2**	6.3	68	G11	7343	1.1	±20%						15	20	2.0Arms	5,500	
MPL686M0JG14TR□2**	6.3	68	G14	7343	1.4	±20%						20		2.0Arms	3,500	
MPL686M0JG19TR□2**	6.3	68	G19	7343	1.9	±20%						15	20	2.0Arms	3,500	
MPL826M0JG09TR□2**	6.3	82	G09	7343	0.9	±20%						20		2.0Arms	5,500	
MPL826M0JG11TR□2**	6.3	82	G11	7343	1.1	±20%						15	20	2.0Arms	5,500	
MPL826M0JG14TR□2**	6.3	82	G14	7343	1.4	±20%						20		2.0Arms	3,500	
MPL826M0JG19TR□2**	6.3	82	G19	7343	1.9	±20%						15	20	2.0Arms	3,500	
MPL107M0JG11TR□2**	6.3	100	G11	7343	1.1	±20%						12	15	18	2.7Arms	5,500
MPL107M0JG14TR□2**	6.3	100	G14	7343	1.4	±20%							15		2.7Arms	3,500
MPL107M0JG19TR□2**	6.3	100	G19	7343	1.9	±20%				9	12	15	18	2.7Arms	3,500	
MPL127M0JG11TR□2**	6.3	120	G11	7343	1.1	±20%						12	15	18	2.7Arms	5,500
MPL127M0JG14TR□2**	6.3	120	G14	7343	1.4	±20%						15		2.7Arms	3,500	
MPL127M0JG19TR□2**	6.3	120	G19	7343	1.9	±20%				6	9	12	15	2.7Arms	3,500	
MPL15730JG11TR□2**	6.3	150	G11	7343	1.1	-35% ~ +10%						12	15	18	2.7Arms	5,500
MPL157M0JG14TR□2**	6.3	150	G14	7343	1.4	±20%							15		3.0Arms	3,500
MPL157M0JG19TR□2**	6.3	150	G19	7343	1.9	±20%				6	9	12	15	3.0Arms	3,500	
MPL157M0JG28TR□2**	6.3	150	G28	7343	2.8	±20%				6	9	12	15	3.0Arms	3,000	
MPL187M0JG19TR□2**	6.3	180	G19	7343	1.9	±20%				9	12	15		3.0Arms	3,500	
MPL227M0JG19TR□2**	6.3	220	G19	7343	1.9	±20%				9	12	15		3.0Arms	3,500	
MPL227M0JG28TR□2**	6.3	220	G28	7343	2.8	±20%				9	12	15		3.0Arms	3,000	
MPL337M0JG19TR□2**	6.3	330	G19	7343	1.9	±20%				9	12	15		3.0Arms	3,500	
MPL337M0JG28TR□2**	6.3	330	G28	7343	2.8	±20%				9	12	15		3.0Arms	3,000	
MPL106M0KG14TR□2**	8	100	G14	7343	1.4	±20%						45		1.0Arms	3,500	
MPL106M0KG19TR□2**	8	100	G19	7343	1.9	±20%				25	35	45		1.0Arms	3,500	
MPL157M0KG14TR□2**	8	150	G14	7343	1.4	±20%						40		1.8Arms	3,500	
MPL157M0KG19TR□2**	8	150	G19	7343	1.9	±20%				20	30	40		1.8Arms	3,500	

Part Number Listing

XLPC Part Number (□ : ESR Value)	Rated Voltage	Cap. (μF)	Case Size			Cap. Tolerance	ESR Max.(mΩ) 100kHz/+20°C						Ripple Current	MPQ & MOQ
	(V.DC)	120Hz/ +20°C	Code	L x W (mm)	T (mm)	%	C	E	A	R	X	H	100kHz/ 105°C	(pcs)
MPL227M0KG19TR□2**	8	220	G19	7343	1.9	±20%			20	30	40		1.8Arms	3,500
MPL106M1AG09TR□2**	10	10	G09	7343	0.9	±20%					45		1.0Arms	5,500
MPL106M1AG11TR□2**	10	10	G11	7343	1.1	±20%					45		1.0Arms	5,500
MPL106M1AG14TR□2**	10	10	G14	7343	1.4	±20%					45		1.0Arms	3,500
MPL106M1AG19TR□2**	10	10	G19	7343	1.9	±20%					45		1.0Arms	3,500
MPL226M1AG09TR□2**	10	22	G09	7343	0.9	±20%					40		1.8Arms	5,500
MPL226M1AG11TR□2**	10	22	G11	7343	1.1	±20%					40		1.8Arms	5,500
MPL226M1AG14TR□2**	10	22	G14	7343	1.4	±20%					40		1.8Arms	3,500
MPL226M1AG19TR□2**	10	22	G19	7343	1.9	±20%					40		1.8Arms	3,500
MPL336M1AG09TR□2**	10	33	G09	7343	0.9	±20%					40		2.0Arms	5,500
MPL336M1AG11TR□2**	10	33	G11	7343	1.1	±20%					40		2.0Arms	5,500
MPL336M1AG14TR□2**	10	33	G14	7343	1.4	±20%					40		2.0Arms	3,500
MPL336M1AG19TR□2**	10	33	G19	7343	1.9	±20%					40		2.0Arms	3,500
MPL476M1AG09TR□2**	10	47	G09	7343	0.9	±20%					40		3.0Arms	5,500
MPL476M1AG11TR□2**	10	47	G11	7343	1.1	±20%					40		3.0Arms	5,500
MPL476M1AG14TR□2**	10	47	G14	7343	1.4	±20%					40		3.0Arms	3,500
MPL476M1AG19TR□2**	10	47	G19	7343	1.9	±20%					40		3.0Arms	3,500
MPL686M1AG11TR□2**	10	68	G11	7343	1.1	±20%					40		3.0Arms	5,500
MPL686M1AG14TR□2**	10	68	G14	7343	1.4	±20%					40		3.0Arms	3,500
MPL686M1AG19TR□2**	10	68	G19	7343	1.9	±20%					40		3.0Arms	3,500
MPL686M1AG28TR□2**	10	68	G28	7343	2.8	±20%			20	30	40		3.0Arms	3,000
MPL826M1AG14TR□2**	10	82	G14	7343	1.4	±20%					40		3.0Arms	3,500
MPL826M1AG19TR□2**	10	82	G19	7343	1.9	±20%					40		3.0Arms	3,500
MPL107M1AG14TR□2**	10	100	G14	7343	1.4	±20%					40		3.0Arms	3,500
MPL107M1AG19TR□2**	10	100	G19	7343	1.9	±20%			20	30	40		3.0Arms	3,500
MPL107M1AG28TR□2**	10	100	G28	7343	2.8	±20%			20	30	40		3.0Arms	3,000
MPL127M1AG19TR□2**	10	120	G19	7343	1.9	±20%			20	25	35		3.0Arms	3,500
MPL127M1AG28TR□2**	10	120	G28	7343	2.8	±20%			20	25	35		3.0Arms	3,000
MPL157M1AG19TR□2**	10	150	G19	7343	1.9	±20%			20	25	35		3.0Arms	3,500
MPL157M1AG28TR□2**	10	150	G28	7343	2.8	±20%			20	25	35		3.0Arms	3,000
MPL106M1BG19TR□2**	12.5	10	G19	7343	1.9	±20%					55		1.0Arms	3,500
MPL156M1BG19TR□2**	12.5	15	G19	7343	1.9	±20%					45		1.0Arms	3,500
MPL226M1BG19TR□2**	12.5	22	G19	7343	1.9	±20%					40		1.8Arms	3,500
MPL336M1BG19TR□2**	12.5	33	G19	7343	1.9	±20%					40		2.0Arms	3,500
MPL336M1BG28TR□2**	12.5	33	G28	7343	2.8	±20%					40		2.0Arms	3,000
MPL476M1BG19TR□2**	12.5	47	G19	7343	1.9	±20%					40		2.0Arms	3,500
MPL476M1BG28TR□2**	12.5	47	G28	7343	2.8	±20%					40		2.0Arms	3,000
MPL686M1BG19TR□2**	12.5	68	G19	7343	1.9	±20%					40		2.5Arms	3,500
MPL686M1BG28TR□2**	12.5	68	G28	7343	2.8	±20%					40		2.5Arms	3,000
MPL826M1BG19TR□2**	12.5	82	G19	7343	1.9	±20%					40		2.5Arms	3,500
MPL826M1BG28TR□2**	12.5	82	G28	7343	2.8	±20%					40		2.5Arms	3,000
MPL107M1BG19TR□2**	12.5	100	G19	7343	1.9	±20%					40		2.5Arms	3,500
MPL107M1BG28TR□2**	12.5	100	G28	7343	2.8	±20%					40		2.5Arms	3,000
MPL685M1CG19TR□2**	16	6.8	G19	7343	1.9	±20%					70		2.0Arms	3,500
MPL106M1CG19TR□2**	16	10	G19	7343	1.9	±20%					40		2.0Arms	3,500
MPL156M1CG19TR□2**	16	15	G19	7343	1.9	±20%					40		3.0Arms	3,500
MPL226M1CG19TR□2**	16	22	G19	7343	1.9	±20%					40		3.0Arms	3,500
MPL226M1CG28TR□2**	16	22	G28	7343	2.8	±20%					40		3.0Arms	3,000
MPL336M1CG19TR□2**	16	33	G19	7343	1.9	±20%					40		3.0Arms	3,500
MPL336M1CG28TR□2**	16	33	G28	7343	2.8	±20%					40		3.0Arms	3,000
MPL476M1CG19TR□2**	16	47	G19	7343	1.9	±20%					40		3.0Arms	3,500
MPL476M1CG28TR□2**	16	47	G28	7343	2.8	±20%					40		3.0Arms	3,000
MPL686M1CG19TR□2**	16	68	G19	7343	1.9	±20%					40		3.0Arms	3,500
MPL686M1CG28TR□2**	16	68	G28	7343	2.8	±20%					40		3.0Arms	3,000
MPL685M1DG19TR□2**	20	6.8	G19	7343	1.9	±20%					40		1.8Arms	3,500
MPL106M1DG19TR□2**	20	10	G19	7343	1.9	±20%					40		1.8Arms	3,500
MPL156M1DG19TR□2**	20	15	G19	7343	1.9	±20%					40		2.0Arms	3,500
MPL226M1DG19TR□2**	20	22	G19	7343	1.9	±20%					40		2.0Arms	3,500
MPL226M1DG28TR□2**	20	22	G28	7343	2.8	±20%					40		2.0Arms	3,000
MPL336M1DG19TR□2**	20	33	G19	7343	1.9	±20%					40		2.0Arms	3,500
MPL336M1DG28TR□2**	20	33	G28	7343	2.8	±20%					40		2.0Arms	3,000

XLPC Part Number (□ : ESR Value)	Rated Voltage	Cap. (μ F)	Case Size			Cap. Tolerance	ESR Max.(m Ω) 100kHz/+20°C						Ripple Current	MPQ & MOQ
	(V.DC)	120Hz/ +20°C	Code	L x W (mm)	T (mm)	%	C	E	A	R	X	H	100kHz/ 105°C	(pcs)
MPL476M1DG19TR□2**	20	47	G19	7343	1.9	±20%					40		2.2Arms	3,500
MPL476M1DG28TR□2**	20	47	G28	7343	2.8	±20%					40		2.2Arms	3,000
MPL566M1DG19TR□2**	20	56	G19	7343	1.9	±20%					40		2.2Arms	3,500
MPL566M1DG28TR□2**	20	56	G28	7343	2.8	±20%					40		2.2Arms	3,000
MPL685M1EG19TR□2**	25	6.8	G19	7343	1.9	±20%					40		1.8Arms	3,500
MPL106M1EG19TR□2**	25	10	G19	7343	1.9	±20%					40		2.0Arms	3,500
MPL156M1EG19TR□2**	25	15	G19	7343	1.9	±20%					40		2.0Arms	3,500
MPL226M1EG19TR□2**	25	22	G19	7343	1.9	±20%					40		2.0Arms	3,500
MPL226M1EG28TR□2**	25	22	G28	7343	2.8	±20%					40		2.2Arms	3,000
MPL336M1EG19TR□2**	25	33	G19	7343	1.9	±20%					40		2.2Arms	3,500
MPL336M1EG28TR□2**	25	33	G28	7343	2.8	±20%					40		2.2Arms	3,000
MPL476M1EG19TR□2**	25	47	G19	7343	1.9	±20%					40		2.2Arms	3,500
MPL476M1EG28TR□2**	25	47	G28	7343	2.8	±20%					40		2.2Arms	3,000
MPL685M1VG19TR□2**	35	6.8	G19	7343	1.9	±20%					40		1.2Arms	3,500
MPL106M1VG19TR□2**	35	10	G19	7343	1.9	±20%					40		1.8Arms	3,500
MPL156M1VG19TR□2**	35	15	G19	7343	1.9	±20%					40		2.0Arms	3,500
MPL226M1VG19TR□2**	35	22	G19	7343	1.9	±20%					40		2.0Arms	3,500
MPL226M1VG28TR□2**	35	22	G28	7343	2.8	±20%					40		2.0Arms	3,000
MPL336M1VG19TR□2**	35	33	G19	7343	1.9	±20%					40		2.0Arms	3,500
MPL336M1VG28TR□2**	35	33	G28	7343	2.8	±20%					40		2.0Arms	3,000

The temperature coefficient of the max ripple current:

	T≤45°C	45°C<T≤85°C	85°C<T≤105°C
2V~6.3V	2	1.5	1.0
10V~35V	1.5	1.3	1.0

All items are available in +10%-35% tolerance

Higher voltage ratings and tighter tolerance product including ESR may be substituted within the same size at XLPC's option. Voltage substitution will be marked with the higher voltage rating. Substitutions can include better than series.

Should a safety or technical concern arise regarding the product, please be sure to contact our sales offices or agents immediately.