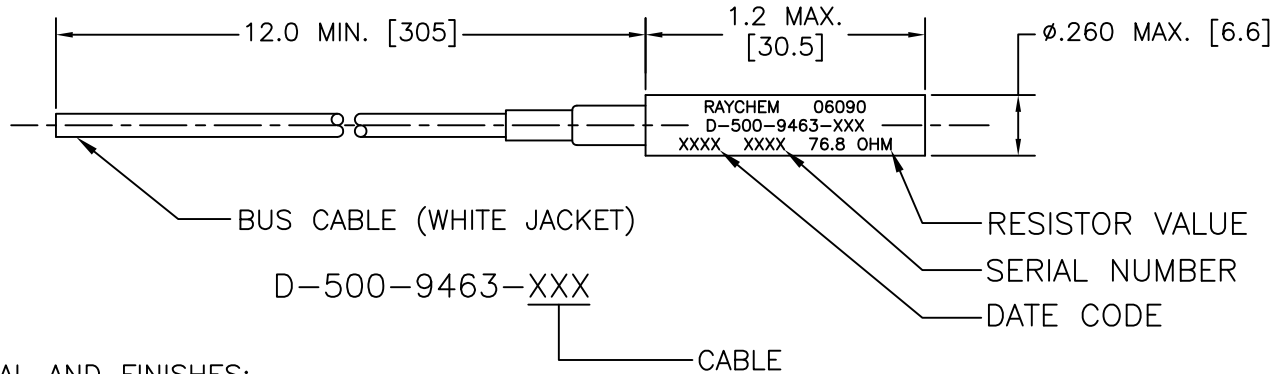


"XXX"	CABLE	COMPONENT NUMBER
S16	7724S1664-9	D-500-9463-S16
S36	7724S3664-9	D-500-9463-S36
S86	7724S8664-9	D-500-9463-S86
41L	7724S1LL4-9	D-500-9463-41L
43L	7724S3LL4-9	D-500-9463-43L
48L	7724S8LL4-9	D-500-9463-48L

REVISION		
REV	DESCRIPTION	DATE
G	REVISED DOCUMENT PER ECO-13-019248	12/9/2013



1. MATERIAL AND FINISHES:

- 1.1 RESISTOR: MIL-PRF-39007/8, 2 WATT, 76.8 OHM.
- 1.2 BUS CABLE: SEE TABLE ABOVE.
- 1.3 SHIELDED CASE: BRASS ALLOY 360 1/2 HARD
- 1.3.1 PLATING: NICKEL
- 1.4 STRAIN RELIEF TUBING: RT-220 LOW OUTGASSING TUBING.

CABLE

- S16=OPTIMIZED SINGLE SHIELD
- S36=OPTIMIZED DOUBLE SHIELD
- S86=EMP HARDENED
- 41L=OPTIMIZED SINGLE SHIELD, LOW FLUORIDE
- 43L=OPTIMIZED DOUBLE SHIELD, LOW FLUORIDE
- 48L=EMP HARDENED, LOW FLUORIDE

2. APPLICATION

2.1 THIS TERMINATOR IS DESIGNED TO BE INSTALLED INTO A DIGITAL MULTIPLEX HARNESS MEETING THE REQUIREMENTS OF MIL-STD-1553B AND NASA'S OUTGASSING SPECIFICATION SP-R-0022A.

- 2.1.1 THIS PRODUCT IS ASSEMBLED USING LOW OUTGASSING MATERIALS.
- 2.1.2 THIS PRODUCT IS NOT INTENDED FOR USE IN HIGH MOISTURE ENVIRONMENTS, NOR INTENDED FOR APPLICATIONS WHERE FLUID IMMERSION IS NECESSARY.

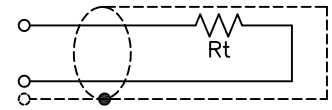
- 2.2 FOR CABLE SPLICING USE SPLICE KIT D-150-9708-5 (NOT SUPPLIED)
- 2.3 CABLES AND BEND RADII PER SAE-AS50881, STATIC 5 X CABLE O.D. MIN. DYNAMIC 10 X O.D. MIN.

3. TEMPERATURE

3.1 OPERATING TEMP -65°C TO 150°C CONTINUOUS.

4. PERFORMANCE

4.1 INSTALLED TERMINATOR MEETS THE PERFORMANCE REQUIREMENTS OF MIL-STD-1553B.



Rt = 76.8 Ohms ± 1% 2W

SCHEMATIC

© 2005-2013 Tyco Electronics Corporation. All Rights Reserved.

Raychem Databus CUSTOMER DRAWING

UNLESS OTHERWISE SPECIFIED DIMENSIONS ARE INCHES. METRIC DIMENSIONS ARE IN BRACKETS.

DRAWN T.Ratzlaff DATE 20/Feb/2001



TE Connectivity

DECIMAL TOLERANCES
 .XXX ± .005 [.13 mm]
 .XX ± .010 [.25 mm]
 .X ± .02 [.50 mm]

MATERIAL _____

TITLE
 BUS TERMINATOR
 DATABUS, MIL-STD-1553B
 LOW OUTGASSING

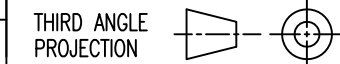
ANGLE TOLERANCE
 .X ± .5 DEG

FINISH _____

CAD FILE: D-500-9463-XXX_CD_G

SIZE A CODE IDENT. NO. 06090 DWG. NO. D-500-9463-XXX

WEIGHT: .0110 Lbs [5.0 Gm]



DO NOT SCALE THIS DRAWING SHEET 1 OF 1