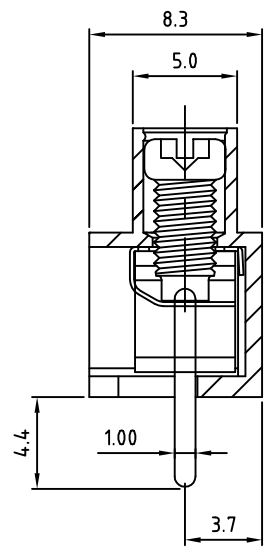
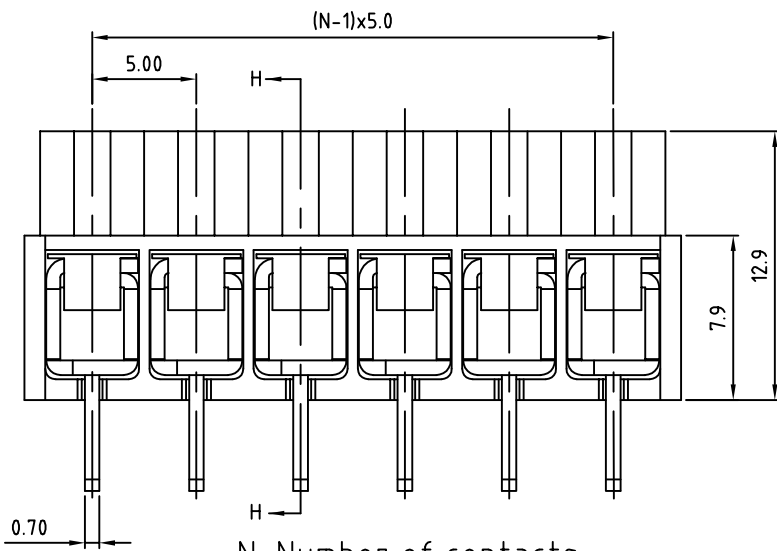
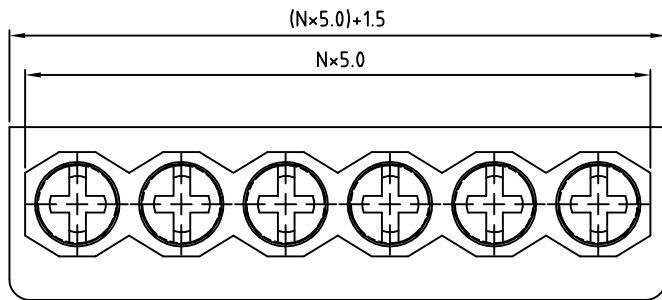
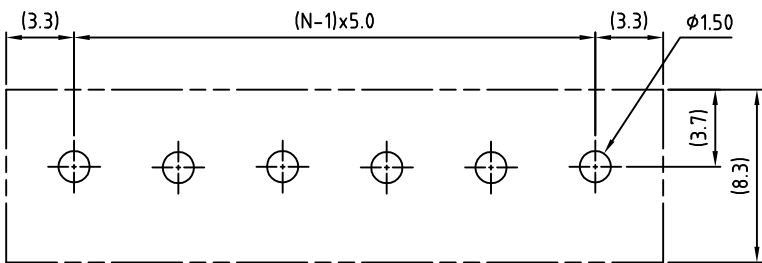


SIGN	DATE	DESCRIPTION	APPROVER
		<i>THIS IS CAD DRAWING, DO NOT REVISE MANUALLY!!!</i>	



N=Number of contacts  
P.C.B LAYOUT



**Material**

- Terminal body (metal housing): Brass Stamped
- Terminal screw: Steel Zinc plating "+/-" combination type
- Wire guard: Stainless steel
- Surface of solder tail: Tin plated
- Insulator (housing): Thermoplastic (UL94V-0)

**Electrical** cULus/ VDE

- Voltage rating: 300VAC/450VAC
- Current rating: 10A/17.5A
- Wire range: 0.75-4.0mm<sup>2</sup>  
Solid wire(AWG): 12-20  
Stranded wire(AWG): 12-20
- Torque: 3.5Lb-In/0.4Nm
- Screw: M3
- Wire strip length: 6-7mm
- Withstanding Voltage: 1.6KV/2.5KV
- Operating temperature: -40°C to +115°C
- Soldering temperature: 250°C±10°C/5 Sec
- Safety Approval: cULus △

RoHS Compliant

PART NUMBER: OSTT4XX0450

Pin 0: 4.4mm (STD)  
1: 3.0mm

No. of Poles	COLOR
02 2 Poles	0: Black
03 3 Poles	5: Green (Standard)
...	6: Blue
24 24 Poles	8: Grey



TITLE		OSTT4-5.0mm 2P-24P Solid Block	
PART NO.	OSTT4XX0450	DWG NO.	OSTT4XX0450.DWG
APPROVED	CHECKED	DESIGNED	DRAWN
		Steady 2006.10.09	Steady 2006.10.09
CUST NO.		Tolerance	
		X. ±0.50	
		X.X ±0.30	
		X.XX ±0.10	
		X° ±1°	
SHEET: 01/01		REV: D	

THESE DRAWINGS AND SPECIFICATIONS ARE THE PROPERTY OF ON-SHORE TECHNOLOGY, INC. AND SHALL NOT BE REPRODUCED, COPIED OR USED IN ANY MANNER WITHOUT THE PRIOR WRITTEN CONSENT OF ON-SHORE TECHNOLOGY, INC.