CUSTOMER: KIRANA

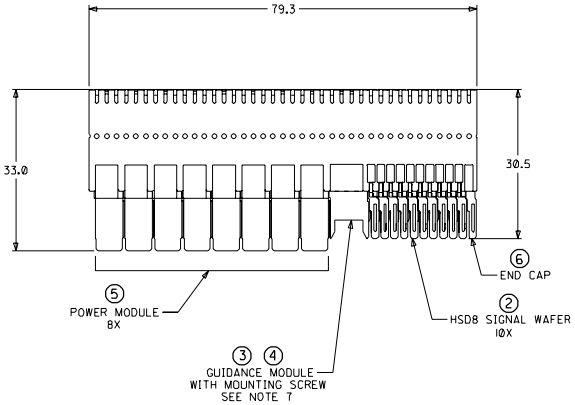

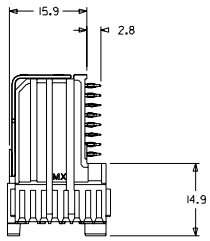

NOTES: (UNLESS OTHERWISE SPECIFIED)

1. MATERIALS: HOUSING - LIQUID CRYSTAL POLYMER (LCP), GLASS-FILLED, UL94V-0, BLACK.
   TERMINALS - HIGH PERFORMANCE COPPER ALLOY.
   STIFFENER - STAINLESS STEEL.
2. FINISH: SELECTIVE GOLD (Au) IN CONTACT AREA, 0.00076mm MINIMUM THICKNESS; SELECTIVE TIN/LEAD (Sn/Pb) ON PCB TAILS. NICKEL (Ni) OVERALL.
3. REFER TO MOLEX PRODUCT SPECIFICATION PS-74031-999 FOR PERFORMANCE SPECIFICATIONS.
4. REFER TO MOLEX DOCUMENT SD-74681-002 FOR ADDITIONAL DETAIL ON THE HSD8 SIGNAL WAFER.
5. REFER TO MOLEX DOCUMENT SD-74037-006 FOR ADDITIONAL DETAIL ON THE GUIDANCE MODULE.
6. REFER TO MOLEX DOCUMENT SD-74026-002 FOR ADDITIONAL DETAIL ON THE POWER MODULE.
7. MOUNTING SCREWS WILL BE BAGGED WITH EACH CONNECTOR.
8. PARTS ARE PACKAGED IN TUBES PER PK-70873-5041.

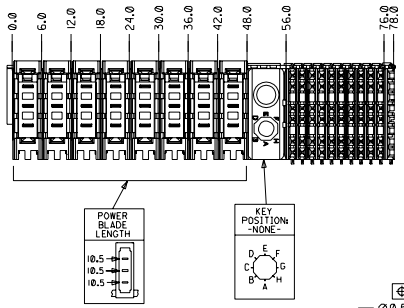

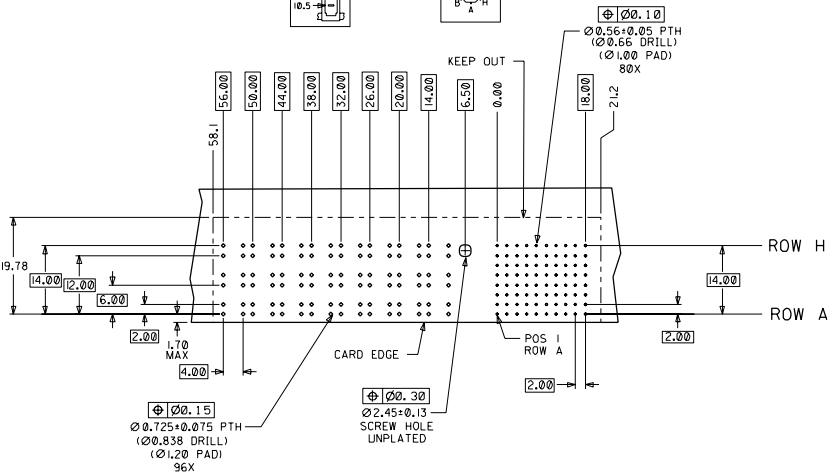

DAUGHTERCARD HOLE PATTERN
(CONNECTOR SIDE)

ITEM	PART NUMBER	DESCRIPTION	QTY
1	74046-0079	STIFFENER	1
2	74681-0001	HSD8 SIGNAL WAFER	10
3	74037-0008	POLARIZING/GUIDE MODULE	1
4	73726-0000	GUIDE MODULE MNTG SCREW	1
5	74026-8333	POWER MODULE	8
6	74038-1001	END CAP	1

INITIAL RELEASE
EC NO. UDT2002-0535
DRWN: ATP 01/10/02
CH'K: LAURX 01/10/02
APPR: BIXLER 01/10/02
DESCRIPTION
A
REV

QUALITY SYMBOLS
MAJOR = 0
CRITICAL = 0

GENERAL TOLERANCES: (UNLESS SPECIFIED)

	mm	INCH
4 PLACES	±0. --	±. --
3 PLACES	±0. --	±. --
2 PLACES	±0. --	±. --
1 PLACE	±0. --	±. --
ANGULAR: ± 2°		

DRAFT WHERE APPLICABLE MUST REMAIN WITHIN DIMENSIONS

SCALE 2 : 1
DESIGN UNITS ☒ mm ☐ INCH
THIRD ANGLE PROJECTION
DIMENSIONS: ☐ mm/INCH ☐ INCH/mm ☒ mm ONLY
SHT REV
REVISE ON CAD ONLY

DRAWN BY & DATE ATP 01/10/02
CHECKED BY & DATE LAURX 01/10/02
APPROVED BY & DATE BIXLER 01/10/02

TITLE: 8 ROW HSD DAUGHTERCARD ASSEMBLY SALES DRAWING

molex MOLEX INCORPORATED

CAD FILENAME SD-74680-076
MATERIAL NO. 74680-0076
DRAWING NO. SD-74680-076
SHEET NO. 1 OF 1
SIZE D

THIS DRAWING CONTAINS INFORMATION THAT IS PROPRIETARY TO MOLEX INCORPORATED AND SHOULD NOT BE USED WITHOUT WRITTEN PERMISSION.