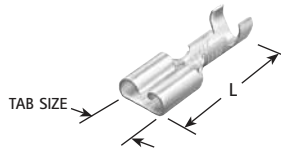




QUICK-FIT FEMALES

FEMALE NON-INSULATED



MATERIAL: Tinned Brass

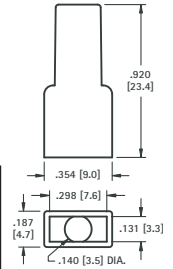
Boot and Quick-Fit sold separately

| CAT. NO. | MATES WITH MALE TAB WIDTH × THICK | L | AWG SIZE | MAT'L THICK |
|----------|-----------------------------------|-------------|----------|-------------|
| 1252 | .110 (2.8) × .020 (.51) | .640 (16.3) | 18-22 | .010 (.25) |
| 1264 | .187 (4.8) × .020 (.51) | .576 (14.6) | 16-22 | .013 (.33) |
| 4469 | .205 (5.2) × .020 (.51) | .640 (16.3) | 16-20 | .013 (.33) |
| 4470 | .250 (6.4) × .032 (.81) | .750 (19.1) | 16-20 | .016 (.41) |



For .250 (6.4) QUICK-FITS

- Easily slips over terminal
- Insulates and protects

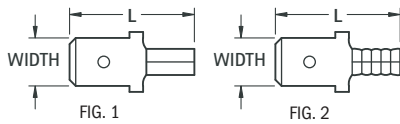


| CAT. NO. | BOOT COLOR |
|----------|------------|
| 4471 | CLEAR |
| 4472 | RED |
| 4473 | BLUE |

SOLDERLESS QUICK-FIT TERMINALS

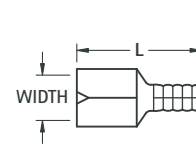
SPECIFICATIONS: Terminals: EPT Copper Insulation: Vinyl

MALE NON-INSULATED



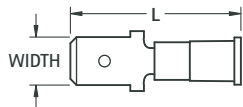
| CAT. NO. | WIRE RANGE (AWG) | FIG. | MALE TAB | | BARREL | | |
|----------|------------------|------|-------------------------|------------|-----------|-------------|--|
| | | | WIDTH × THICK | L | LENGTH | I.D. | |
| 8281 | 22/18 | 2 | .187 (4.8) × .020 (.51) | .64 (16.3) | .24 (6.3) | .080 (2.03) | |
| 8282 | | 1 | .250 (6.4) × .032 (.81) | .73 (18.5) | .25 (6.4) | .065 (1.65) | |
| 8283 | 16/14 | 2 | .187 (4.8) × .020 (.51) | .64 (16.3) | .24 (6.3) | .080 (2.03) | |
| 8284 | | 1 | .250 (6.4) × .032 (.81) | .73 (18.5) | .25 (6.4) | .085 (2.16) | |
| 8285 | 12/10 | 1 | .250 (6.4) × .032 (.81) | .75 (19.1) | .25 (6.4) | .150 (3.8) | |

FEMALE NON-INSULATED



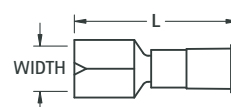
| CAT. NO. | WIRE RANGE (AWG) | MATES WITH MALE TAB | | L | BARREL .250 (6.4) | |
|----------|------------------|-------------------------|------------|-------------|-------------------|--|
| | | WIDTH × THICK | L | | I.D. | |
| 8272 | 22/18 | .187 (4.8) × .020 (.51) | .58 (14.7) | .085 (2.16) | | |
| 8273 | | .250 (6.4) × .032 (.81) | .66 (16.8) | .080 (2.03) | | |
| 8274 | 16/14 | .187 (4.8) × .020 (.51) | .58 (14.7) | .085 (2.16) | | |
| 8275 | | .250 (6.4) × .032 (.81) | .66 (16.8) | .080 (2.03) | | |

MALE VINYL INSULATED



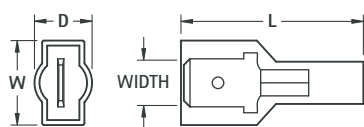

| CAT. NO. | WIRE RANGE (AWG) | MALE TAB | | BARREL | | | MAX INSULATION DIAMETER |
|----------|------------------|-------------------------|-------------------------|------------|-------------|-------------|-------------------------|
| | | WIDTH × THICK | L | LENGTH | I.D. | | |
| 8286 | 22/18 | .187 (4.8) × .020 (.51) | .85 (21.6) | .24 (6.3) | .080 (2.03) | .145 (3.7) | |
| 8287 | | (Red) | .250 (6.4) × .032 (.81) | .93 (23.6) | .25 (6.4) | .065 (1.65) | .145 (3.7) |
| 8288 | 16/14 | .187 (4.8) × .020 (.51) | .85 (21.6) | .24 (6.3) | .080 (2.03) | .145 (3.7) | |
| 8289 | | (Blue) | .250 (6.4) × .032 (.81) | .93 (23.6) | .25 (6.4) | .085 (2.16) | .170 (4.3) |
| 8290 | 12/10 (Yellow) | .250 (6.4) × .032 (.81) | 1.05 (26.7) | .25 (6.4) | .150 (3.8) | .250 (6.4) | |

FEMALE VINYL INSULATED



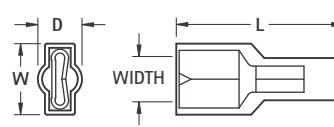
| CAT. NO. | WIRE RANGE (AWG) | MATES WITH MALE TAB | | L | BARREL .250 (6.4) | | MAX INSULATION DIAMETER |
|----------|------------------|-------------------------|-------------------------|-------------|-------------------|--|-------------------------|
| | | WIDTH × THICK | L | | I.D. | | |
| 8276 | 22/18 | .187 (4.8) × .020 (.51) | .78 (19.8) | .085 (2.16) | | | |
| 8277 | | (Red) | .250 (6.4) × .032 (.81) | .87 (22.1) | .080 (2.03) | | |
| 8278 | 16/14 | .187 (4.8) × .020 (.51) | .78 (19.8) | .085 (2.16) | | | |
| 8279 | | (Blue) | .250 (6.4) × .032 (.81) | .87 (22.1) | .080 (2.03) | | |
| 8280 | 12/10 (Yellow) | .250 (6.4) × .032 (.81) | .96 (24.4) | .165 (4.2) | .250 (6.4) | | |

MALE FULLY INSULATED NYLON



| CAT. NO. | WIRE RANGE (AWG) | MALE TAB | | L | W | D | BARREL .250 (6.4) | | MAX. INSUL. DIA. |
|----------|------------------|-------------------------|-------------------------|------------|------------|-----------|-------------------|-------------|------------------|
| | | WIDTH × THICK | L | | | | LENGTH | I.D. | |
| 8296 | 22/18 | .187 (4.8) × .020 (.51) | .87 (22.1) | .37 (9.4) | .30 (7.6) | .24 (6.3) | .080 (2.03) | .145 (3.7) | |
| 8297 | | (Red) | .250 (6.4) × .032 (.81) | .95 (24.1) | .44 (11.2) | .30 (7.6) | .25 (6.4) | .065 (1.65) | .145 (3.7) |
| 8298 | 16/14 | .187 (4.8) × .020 (.51) | .87 (22.1) | .37 (9.4) | .30 (7.6) | .24 (6.3) | .080 (2.03) | .170 (4.3) | |
| 8299 | | (Blue) | .250 (6.4) × .032 (.81) | .95 (24.1) | .44 (11.2) | .30 (7.6) | .25 (6.4) | .085 (2.16) | .170 (4.3) |
| 8300 | 12/10 (Yellow) | .250 (6.4) × .032 (.81) | 1.05 (26.7) | .47 (11.9) | .39 (9.9) | .25 (6.4) | .150 (3.8) | .250 (6.4) | |

FEMALE FULLY INSULATED NYLON



| CAT. NO. | WIRE RANGE (AWG) | MATES WITH MALE TAB | | L | W | D | BARREL .250 (6.4) | | MAX. INSUL. DIA. |
|----------|------------------|-------------------------|-------------------------|------------|-----------|-------------|-------------------|------------|------------------|
| | | WIDTH × THICK | L | | | | I.D. | | |
| 8291 | 22/18 | .187 (4.8) × .020 (.51) | .81 (20.6) | .30 (7.6) | .23 (5.8) | .085 (2.16) | .145 (3.7) | | |
| 8292 | | (Red) | .250 (6.4) × .032 (.81) | .87 (22.1) | .37 (9.4) | .23 (5.8) | .080 (2.03) | .145 (3.7) | |
| 8293 | 16/14 | .187 (4.8) × .020 (.51) | .81 (20.6) | .30 (7.6) | .23 (5.8) | .085 (2.16) | .145 (3.7) | | |
| 8294 | | (Blue) | .250 (6.4) × .032 (.81) | .87 (22.1) | .37 (9.4) | .23 (5.8) | .080 (2.03) | .170 (4.3) | |
| 8295 | 12/10 (Yellow) | .250 (6.4) × .032 (.81) | .99 (25.1) | .39 (9.9) | .32 (8.1) | .165 (4.2) | .250 (6.4) | | |