

ULTRA MINIATURE CERAMIC SMD CRYSTAL (2.5 x 2.0 x 0.55mm)

FEATURES:

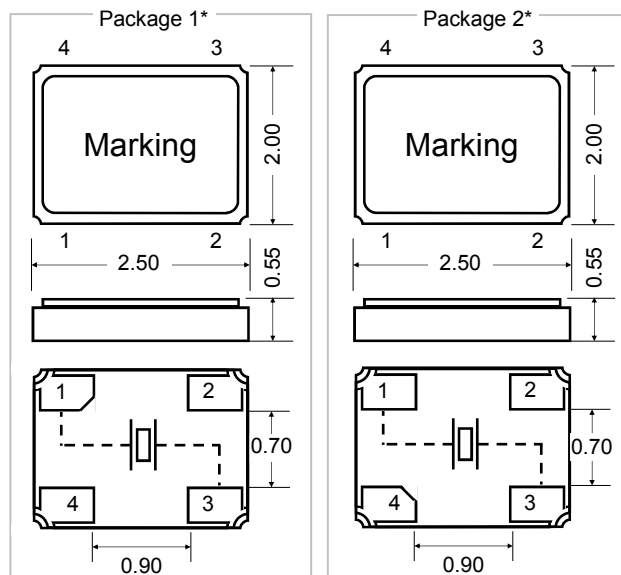
- WIDE FREQUENCY RANGE
- AUTOMOTIVE GRADE AEC-Q200 QUALIFIED VERSION AVAILABLE
- SUITABLE FOR REFLOW



■ SPECIFICATION

FREQUENCY RANGE	12.000MHz ~ 60.000MHz		
STANDARD FREQUENCIES	16.000000MHz 20.250000MHz 24.545450MHz 27.000000MHz	20.000000MHz 22.000000MHz 24.576000MHz 28.636363MHz	20.480000MHz 24.000000MHz 26.000000MHz 32.000000MHz
FREQUENCY TOLERANCE @ 25°C	±10ppm ~ 50ppm (See P/N guide for other options)		
FREQUENCY STABILITY	±10ppm ~ 50ppm (See P/N guide for other options)		
OPERATING TEMPERATURE RANGE	STD: 0°C ~ 70°C, Option: -40°C ~ 85°C (See P/N guide for other options)		
STORAGE TEMPERATURE RANGE	-55°C ~ 125°C		
LOAD CAPACITANCE	STD: 8pF (See P/N guide for other options)		
SHUNT CAPACITANCE	3.5pF max.		
INSULATION RESISTANCE	500MΩ min. @ 100V _{DC} ± 15V _{DC}		
DRIVE LEVEL	300μW max.		
AGING @ 25°C ± 3°C	±2.0ppm / 1 st year max.		
EQUIVALENT SERIES RESISTANCE	12.000MHz - 16.000MHz: 180Ω max. 16.001MHz - 20.000MHz: 150Ω max. 20.001MHz - 30.000MHz: 100Ω max. 30.001MHz - 40.000MHz: 60Ω max. 40.001MHz - 60.000MHz: 50Ω max.		
OPERATION MODE	AT cut, Fundamental		

■ PACKAGE DIMENSIONS

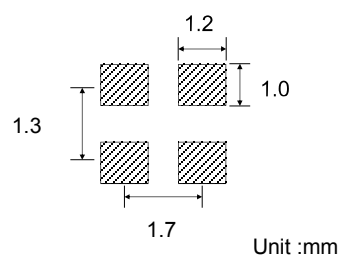


* Package 1 and 2 are provided interchangeably based on material availability.
** Different chamfer location between package 1 and 2.

Pin Configuration	
1	Xtal
2	GND
3	Xtal
4	GND

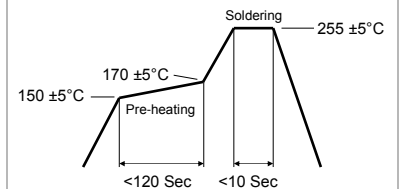
Unit : mm

■ SOLDER PATTERN



Unit : mm

■ REFLOW PROFILE



Note: Consult factory for detail

■ PART NUMBERING GUIDE

CS22 - F 50 50 HM 08 - 26.000M - TR

Product series CS22	Stability 50: ± 50ppm 30: ± 30ppm 25: ± 25ppm 15: ± 15ppm 10: ± 10ppm XX: Two digit for Stability	Load Capacitance 08: 8pF 20: 20pF 10: 10pF 22: 22pF 12: 12pF 24: 24pF 16: 16pF 28: 28pF 18: 18pF 32: 32pF S: Series	Options Q: AEC-Q200 Qualified TR: Tape and reel
Mode F: Fundamental	Tolerance @ 25°C 50: ± 50ppm 30: ± 30ppm (standard) 25: ± 25ppm 15: ± 15ppm 10: ± 10ppm XX: Two digit for Tolerance	Operating Temperature A: -55 F: -20 M: 70 S: 100 B: -50 G: -10 N: 75 T: 105 C: -40 H: 0 P: 80 U: 125 D: -35 J: 50 Q: 85 X: custom E: -30 K: 60 R: 90	Frequency M: MHz

Transko Electronics, Inc reserves the right to make changes to the product (s), service (s), and specification (s) described herein without notice. See "Terms of Sale" for details on our website.