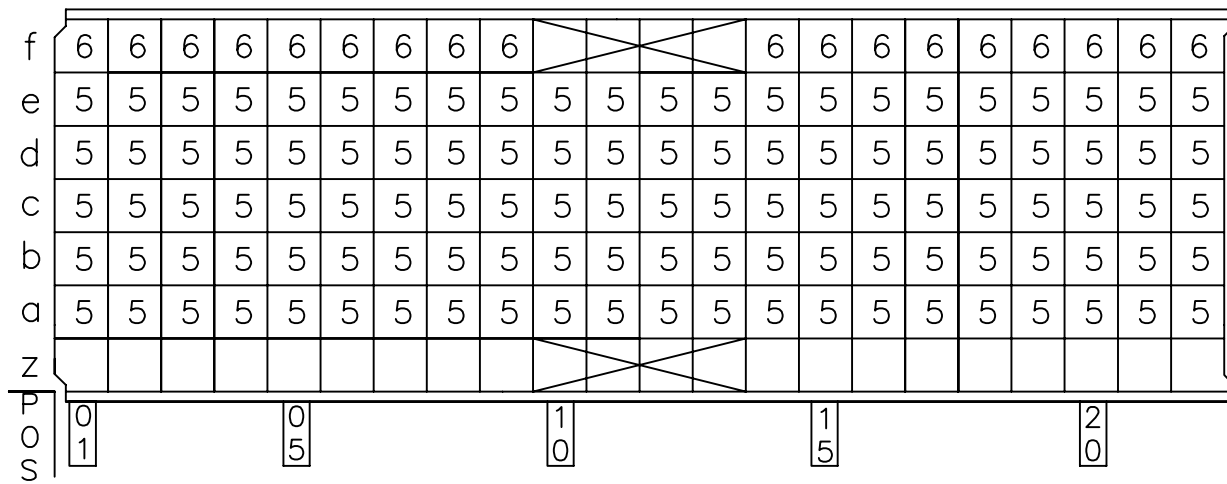
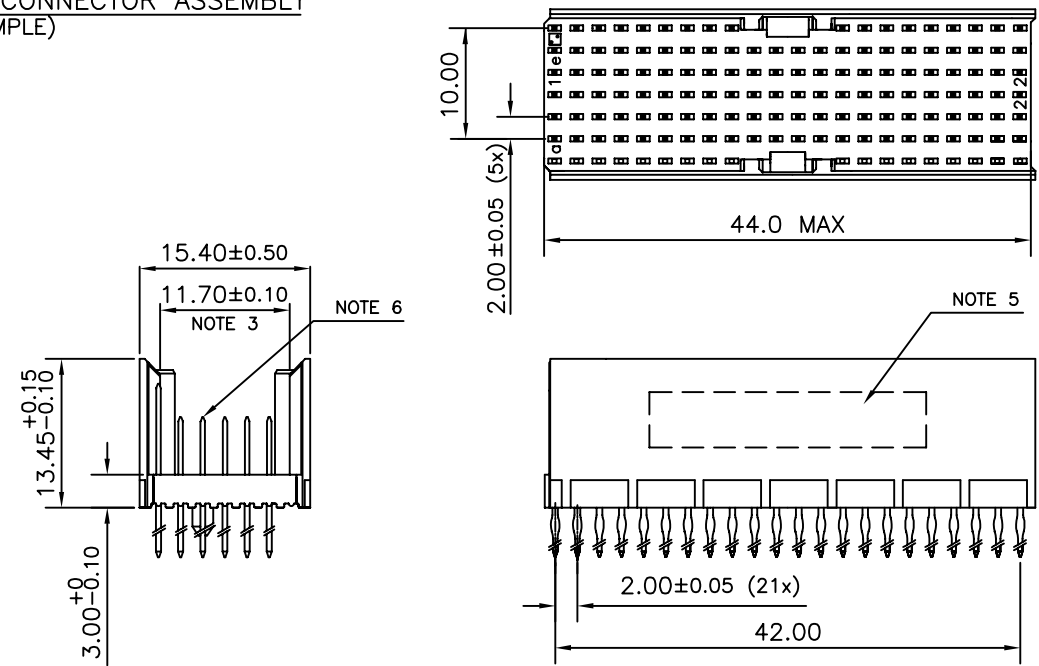


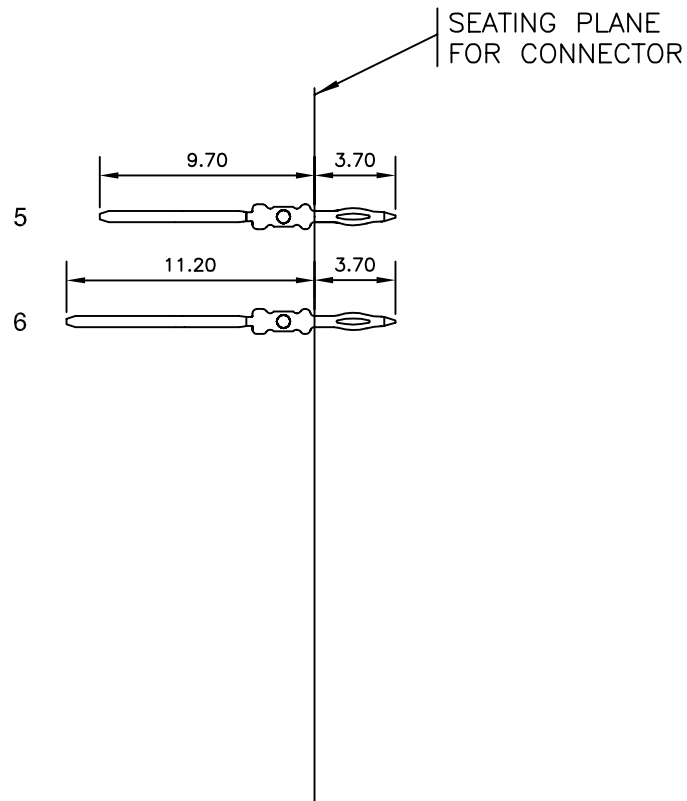
LOADING PATTERN MATING SIDE



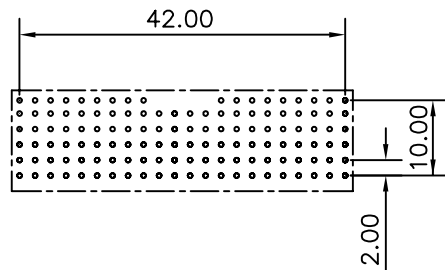
LOADED CONNECTOR ASSEMBLY (FOR EXAMPLE)



CONTACT OVERVIEW



LAY-OUT P.C.B.-HOLE



HM2P66PDE125 LEAD FREE INDICATOR : LF = LEAD FREE (DIGIT 15 & 16)
 PLATING CODE (DIGIT 13 AND 14) (REF DRW NO. BS,C , 201844 , 003)

NOTES

- THIS PRODUCT IS CSA APPROVED.
- THIS PRODUCT IS UL RECOGNIZED.
- MEASURED AT THE BOTTOM.
- MATERIAL CONTACT: PHOSPHORBRONZE
HOUSING: CREAM WHITE GLASS FILLED POLYESTER UL-94V0
- CONNECTOR PRINTED WITH P/N AND DATE CODE.
- FOR ACTUAL CONTACT LOADINGS, SEE LOADING PATTERN MATING SIDE.
- SHAPE OF CONNECTOR HOUSING CAN ALTER DEPENDING ON PRODUCTION LOCATION
- THE PRODUCT (LF) MEETS EUROPEAN UNION DIRECTIVES AND OTHER COUNTRY REGULATIONS AS DESCRIBED IN GS-22-008
- FOR RECOMMENDED PTH DIMENSIONS REFER DRAWING : BS, A , 201572 , 001

CATALOG NO: HM2P66PDE125----

mat'l. code SEE NOTE 4				surface ISO 1302 <input checked="" type="checkbox"/>		tolerance ISO 406 ISO 1101		projection 		product family MILLIPACS					
ltr	ecn no	dr	date	tolerances unless otherwise specified				MM		title MPACS 5+2R STR HDR PF CONN TYPE AB 22 POS.					
A	105-0160	MINI	2005-09-09	angles	linear	.0±0.2		←							
B	105-0099	MINI	2005-07-15	0°±1°		.00±0.1		—							
				dr	MINI K VANDANATH	2005-09-09				dwg no		sheet 1 of 1		size	
				enr	BIJU K PAUL	2005-09-09				BS, C , 203028, 287		A3			
				chr	BIJU K PAUL	2005-07-15				type		Product Customer Drawing			
				appd	BIJU K PAUL	2005-07-15									
sheet index		revision sheet		B											