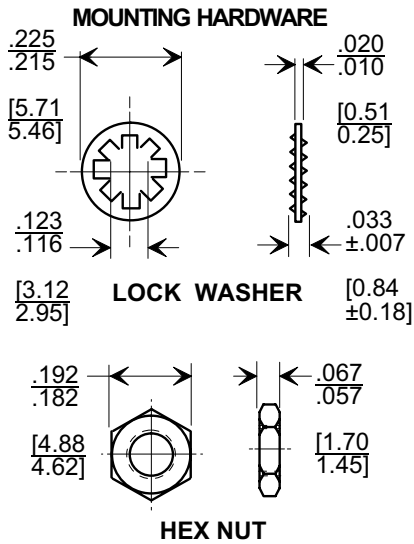
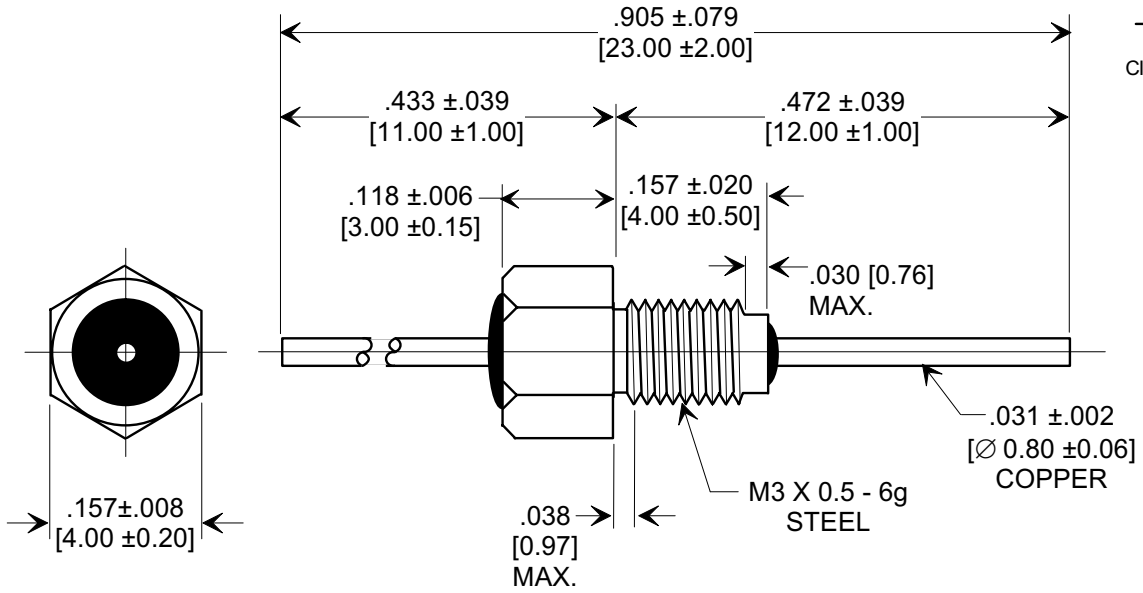
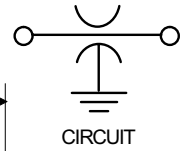
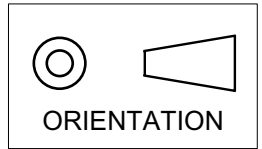


MARKETING SALES DRAWING
DIMENSIONS IN INCHES - DO NOT SCALE THIS DRAWING
DIMENSIONS IN METRIC []

Electrical Testing
per Tusonix standard
test plans and Mil-Std-202
Test Methods.



NOTES:

- TUSONIX STANDARD PART NUMBER: 4400-099.
TUSONIX RoHS COMPLIANT PART NUMBER: 4400-099 LF.
CUSTOMER MUST SPECIFY STANDARD OR RoHS PART NUMBER WHEN ORDERING.
- MATERIAL: BUSHING; SILVER PLATED. LEAD; SILVER PLATED.
- PART MARKING: TRADEMARK AND VARIATION NUMBER ON HEX FLATS. STANDARD PART: BLACK INK. RoHS PART: GREEN INK.
- OPERATING TEMP. RANGE: -55°C TO +125°C.
- MAX. RECOMMENDED SOLDERING TEMPERATURE : 260° C.
- SUPPLIED WITH SILVER PLATED INTERNAL TOOTH LOCK WASHER.
- MAX. RECOMMENDED MOUNTING TORQUE : 2.0 Lb. in. [.226 Nm.]

CAP.(pf)	TOLERANCE	DC WORKING VOLTAGE		DC CURRENT (AMPS)	I.R. MIN. @ 100 (VDC)	DWV (VDC)	MIN. NO LOAD INSERTION LOSS (db) @ 25°C PER MIL-STD-220				
		85°C	125 °C				1 MHz	10 MHz	100 MHz	1 GHz	10 GHz
50,000	GMV	50	50	10	20 G Ω	100	15	35	45	70	----

REVISION RECORD Original Release C.O. 20000104-1-09 ORIENTATION SYMBOL ADDED DWV(VDC) 500 DELETED 1 MHz 15 WAS 1MHz ---- 1 GHz 70 WAS 1GHz 60 L.E. 04-14-00 20000410-2-08 ADDED IR & DWV, REVISED & ADDED NOTES. S.M. 12-01-05 20051128-1-19	0	TUSONIX TUCSON, ARIZONA	--TOLERANCES-- Unless Otherwise Specified	Title BUSHING STYLE EMI FILTER	
	DECIMAL ± NOTED		Drawn S.M. 01-07-00	Scale 5 X	
	ANGLES ±		Approved J.Mc. 01-07-00		
	A		4400-099		