

# 2MM-HSD-S05-VT-02-H-TB ✓ ACTIVE

AMPMODU | AMPMODU 2 mm

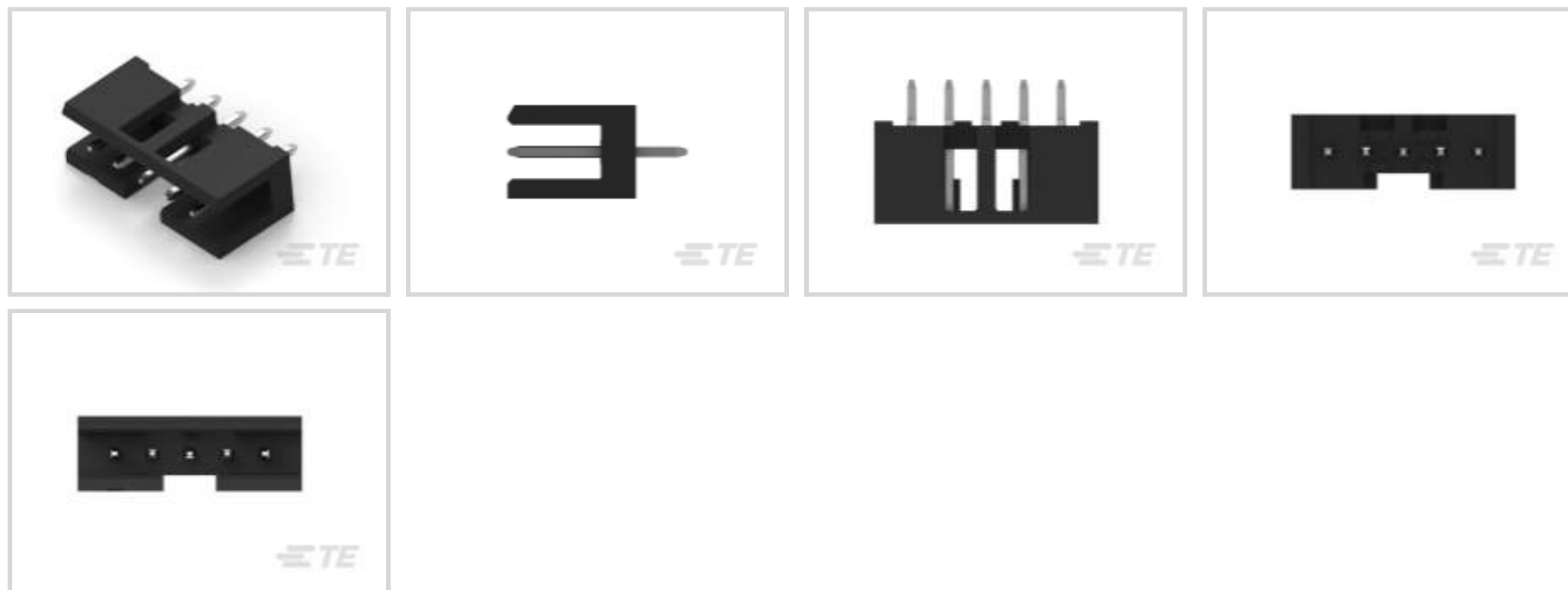
TE Internal #: 2823382-5

PCB Mount Header, Vertical, Board-to-Board, 5 Position, 2 mm [.079 in] Centerline, Partially Shrouded, Gold, Through Hole - Solder, AMPMODU 2 mm

[View on TE.com >](#)



Connectors > PCB Connectors > PCB Headers & Receptacles



Connector System: **Board-to-Board**

Number of Positions: **5**

Centerline (Pitch): **2 mm [ .079 in ]**

Sealable: **No**

PCB Mount Orientation: **Vertical**

## Features

### Product Type Features

PCB Connector Assembly Type	PCB Mount Header
Header Type	Partially Shrouded
Connector System	Board-to-Board
Sealable	No
Connector & Contact Terminates To	Printed Circuit Board

### Configuration Features

Stackable	No
Number of Positions	5
PCB Mount Orientation	Vertical
Number of Rows	1

### Electrical Characteristics

Dielectric Withstanding Voltage (Max)	650 VAC
Operating Voltage	250 VAC

### Body Features



Connector Profile	Standard
Primary Product Color	Black

### Contact Features

Contact Mating Area Length	4 mm[.157 in]
Mating Square Post Dimension	.5 mm[.02 in]
PCB Contact Termination Area Plating Material Thickness	3 – 5 $\mu\text{m}$ [100 – 200 $\mu\text{in}$ ]
Contact Layout	Inline
Contact Type	Pin
Contact Underplating Material Thickness	1.27 $\mu\text{m}$ [50 $\mu\text{in}$ ]
Contact Mating Area Plating Material Thickness	.76 $\mu\text{m}$ [30 $\mu\text{in}$ ]
PCB Contact Termination Area Plating Material Finish	Matte
Contact Shape & Form	Square
Contact Underplating Material	Nickel
PCB Contact Termination Area Plating Material	Tin
Contact Base Material	Phosphor Bronze
Contact Mating Area Plating Material	Gold
Contact Current Rating (Max)	2 A

### Termination Features

Square Termination Post & Tail Dimension	.5 mm[.02 in]
Termination Method to Printed Circuit Board	Through Hole - Solder

### Mechanical Attachment

PCB Mount Retention	Without
Connector Mounting Type	Panel Mount

### Housing Features

Housing Material	LCP (High Temp Thermoplastic)
Centerline (Pitch)	2 mm[.079 in]

### Dimensions

Connector Length	12 mm[.472 in]
------------------	----------------

### Usage Conditions

Housing Temperature Rating	High
Operating Temperature Range	-40 – 105 $^{\circ}\text{C}$ [-40 – 221 $^{\circ}\text{F}$ ]

### Operation/Application



Circuit Application

Signal

### Industry Standards

UL Flammability Rating

UL 94V-0

### Packaging Features

Packaging Type

Tube

## Product Compliance

For compliance documentation, visit the product page on [TE.com](https://www.te.com)>

EU RoHS Directive 2011/65/EU

Compliant

EU ELV Directive 2000/53/EC

Compliant

China RoHS 2 Directive MIIT Order No 32, 2016

No Restricted Materials Above Threshold

EU REACH Regulation (EC) No. 1907/2006

Current ECHA Candidate List: JUNE 2023 (235)  
 Candidate List Declared Against: JAN 2023 (233)  
 Does not contain REACH SVHC

Halogen Content

Low Halogen - Br, Cl, F, I < 900 ppm per homogenous material. Also BFR/CFR/PVC Free

Solder Process Capability

Reflow solder capable to 260°C


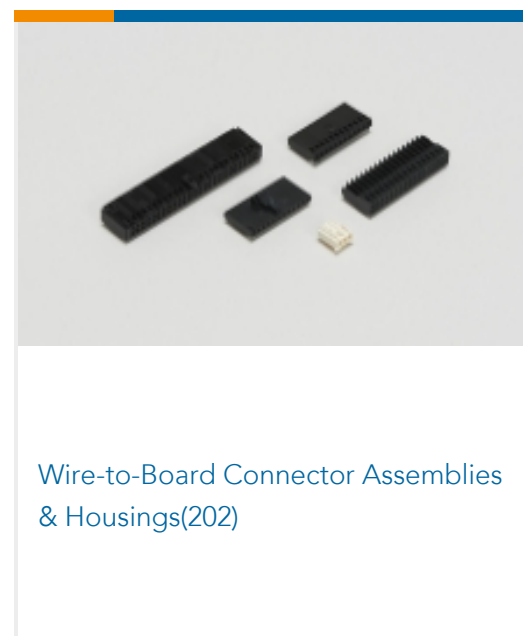
#### Product Compliance Disclaimer

This information is provided based on reasonable inquiry of our suppliers and represents our current actual knowledge based on the information they provided. This information is subject to change. The part numbers that TE has identified as EU RoHS compliant have a maximum concentration of 0.1% by weight in homogenous materials for lead, hexavalent chromium, mercury, PBB, PBDE, DBP, BBP, DEHP, DIBP, and 0.01% for cadmium, or qualify for an exemption to these limits as defined in the Annexes of Directive 2011/65/EU (RoHS2). Finished electrical and electronic equipment products will be CE marked as required by Directive 2011/65/EU. Components may not be CE marked. Additionally, the part numbers that TE has identified as EU ELV compliant have a maximum concentration of 0.1% by weight in homogenous materials for lead, hexavalent chromium, and mercury, and 0.01% for cadmium, or qualify for an exemption to these limits as defined in the Annexes of Directive 2000/53/EC (ELV). Regarding the REACH Regulation, the information TE provides on SVHC in articles for this part number is based on the latest European Chemicals Agency (ECHA) 'Guidance on requirements for substances in articles' posted at this URL: <https://echa.europa.eu/guidance-documents/guidance-on-reach>

## Compatible Parts



## Also in the Series | AMPMODU 2 mm



## Documents

### CAD Files

[3D PDF](#)

3D

Customer View Model

[ENG\\_CVM\\_CVM\\_2823382-5\\_1.2d\\_dxf.zip](#)

English

Customer View Model

[ENG\\_CVM\\_CVM\\_2823382-5\\_1.3d\\_igs.zip](#)

English

Customer View Model

[ENG\\_CVM\\_CVM\\_2823382-5\\_1.3d\\_stp.zip](#)

English

By downloading the CAD file I accept and agree to the [Terms and Conditions](#) of use.

### Datasheets & Catalog Pages

[AMPMODU 2mm interconnection system QRG](#)

English

[Flyer - AMPMODU 2mm Shrouded Header](#)

English

### Product Specifications

[Application Specification](#)

English

### Agency Approvals



[VDE Certificate](#)

English