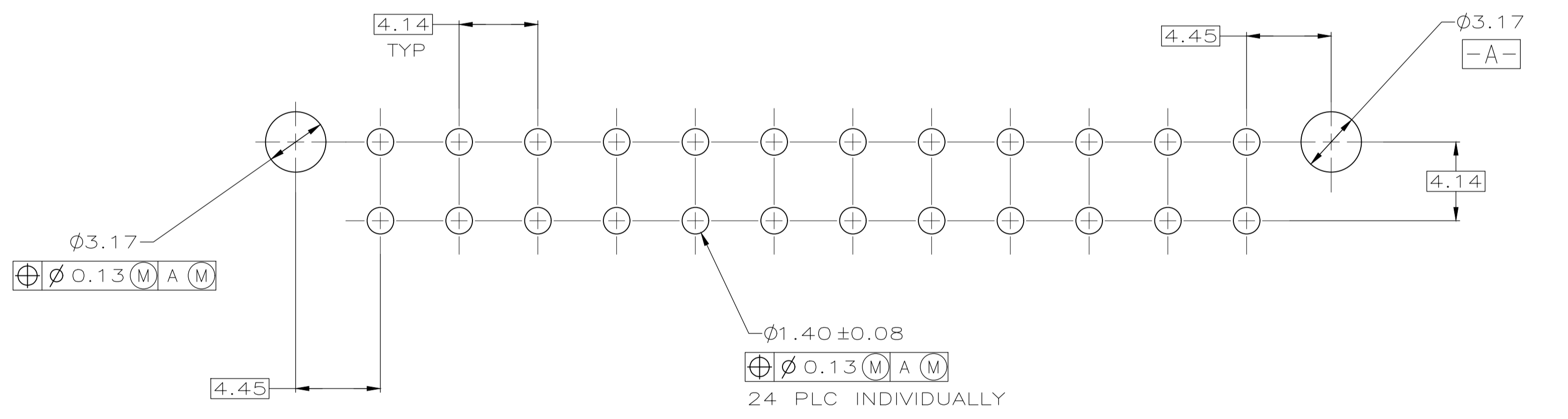
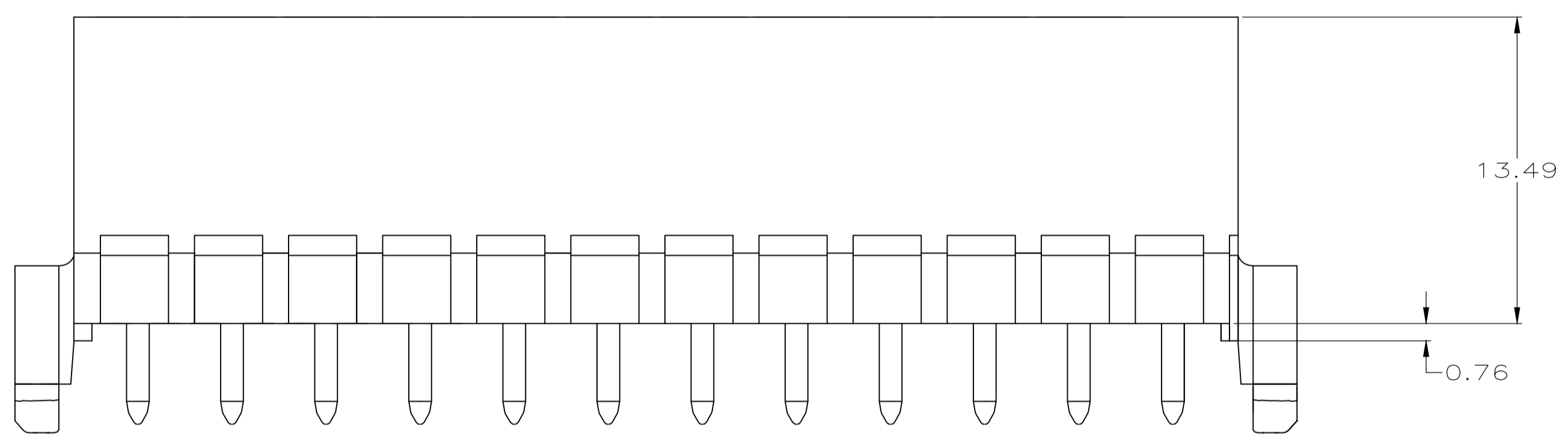
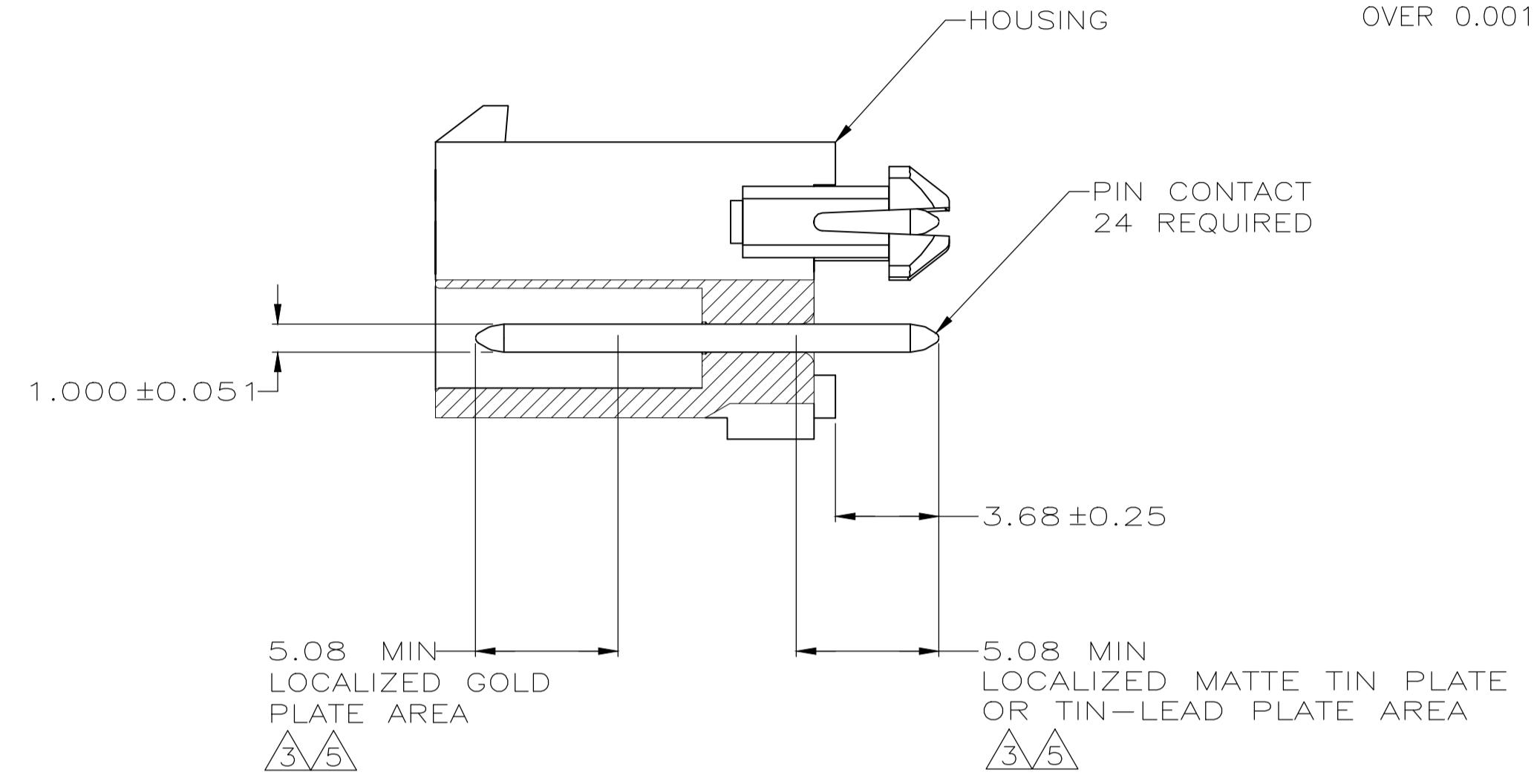
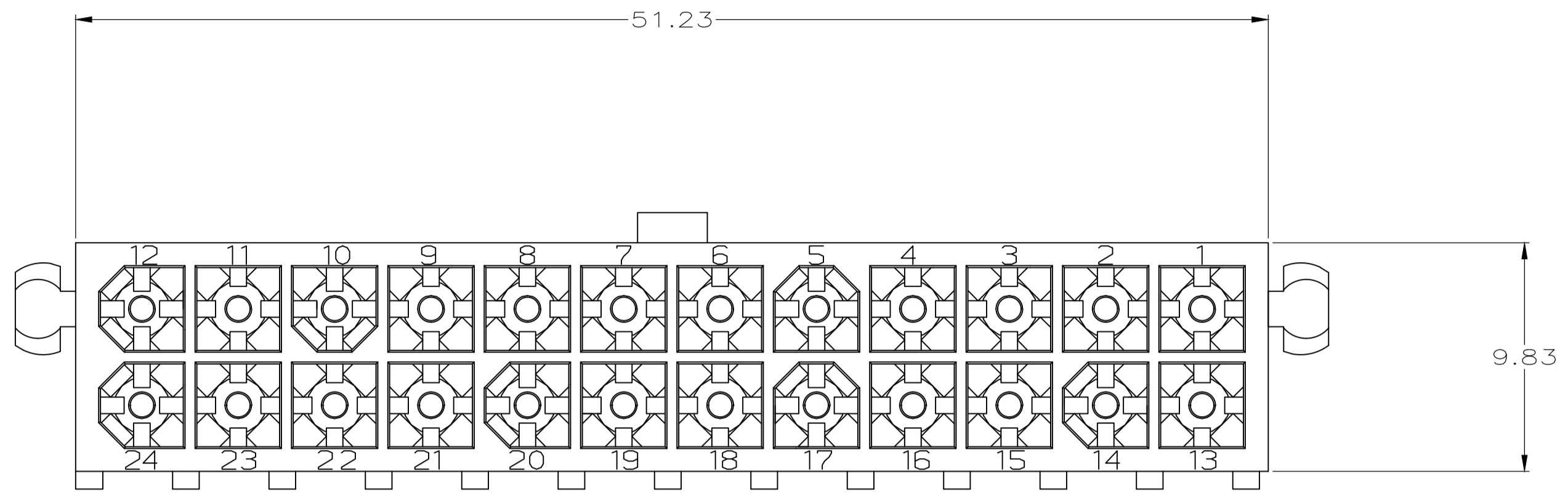
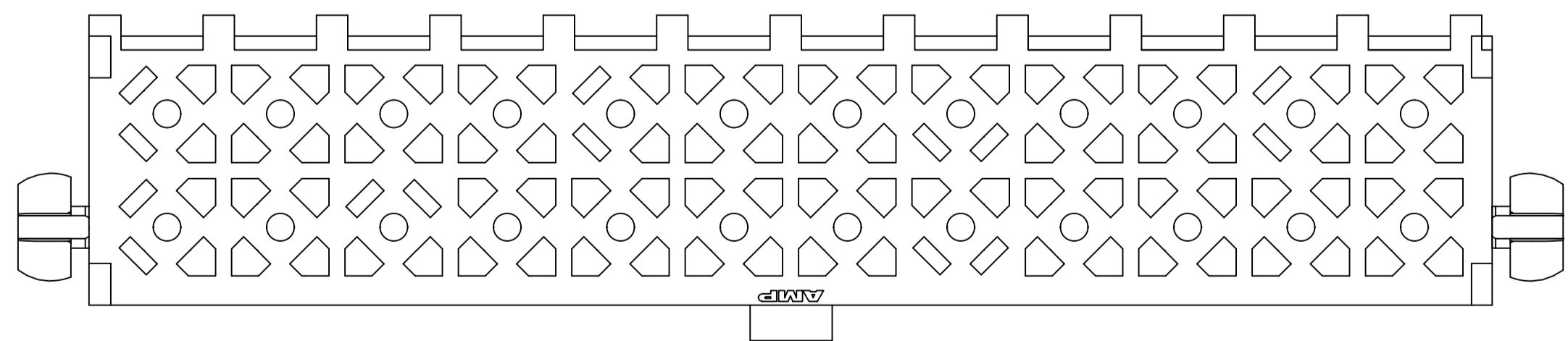


- PINS TO COMPLY WITH AMP SOLDERABILITY SPEC. 108-11-3.
- 0.00381 MIN MATTE TIN LEAD OVER 0.00127 MIN NICKEL.
- 0.00076 MIN GOLD PLATE IN THE LOCALIZED PLATE AREA, 0.00381 MATTE TIN LEAD IN THE LOCALIZED PLATE AREA, BOTH OVER 0.00127 MIN NICKEL.
- 0.00381 MIN MATTE TIN OVER 0.00127 MIN NICKEL.
- 0.00076 MIN GOLD PLATE IN THE LOCALIZED PLATE AREA, 0.00381 MATTE TIN IN THE LOCALIZED PLATE AREA, BOTH OVER 0.00127 MIN NICKEL.



RECOMMENDED MOUNTING HOLE PATTERN FOR 1.57 THICK P.C. BOARD



	BRASS, GOLD	NYLON, 94V-0, WHITE	1-794072-1
	BRASS, TIN	NYLON, 94V-0, WHITE	1-794072-0
OBSOLETE	BRASS, GOLD	NYLON, 94V-0, WHITE	-794072-2-
	BRASS, TIN LEAD	NYLON, 94V-0, WHITE	794072-1
PIN CONTACT MATERIAL AND FINISH		HOUSING MATERIAL AND COLOR	PART NUMBER

THIS DRAWING IS A CONTROLLED DOCUMENT.

DIMENSIONS: mm 0. PLC ± - 1. PLC ± - 2. PLC ± - 3. PLC ± 0.13 4. PLC ± - ANGLES ± -	TOLERANCES UNLESS OTHERWISE SPECIFIED: 0. PLC ± - 1. PLC ± - 2. PLC ± - 3. PLC ± 0.13 4. PLC ± - ANGLES ± -	DWG: S CARPENTER 07JUN05 CHK: R JONES 6/7/05 APVD: R JONES 6/7/05 NAME: R JONES PRODUCT SPEC: - APPLICATION SPEC: - WEIGHT: - CUSTOMER DRAWING: -	TE Connectivity HEADER ASSEMBLY, 24 CIRCUIT, DOUBLE ROW VERTICAL MINI UNIVERSAL MATE-N-LOK SIZE: A1 CASE CODE: 00779 DRAWING NO: 794072 SCALE: 5:1 SHEET: 1 OF 1 REV: F1
---	---	--	---