



Input

Rated input voltage	100 V- 240 V ac
Input voltage range	90 V to 264 V ac
Rated frequency	50-60 Hz
Frequency range	47-63 Hz
Rated input current	400 mA RMS max.
Inrush current	30A max (at 260 V ac input, full load)
Leakage current	0.25 mA

Output

Output voltage	3.3 Vdc at 1.6 A
Output min. current	0A
Short circuit protection	output shut down and auto restart
Ripple voltage	50 mV (p-p) (with a 0.1 µF ceramic capacitor and a 10 µF electrolytic capacitor to output at 20 MHz bandwidth)
Efficiency	75% typ. (at 100 V ac/50 Hz or 240 V ac/50 Hz input, full load)

Safety and EMI

Safety approvals	UL/cUL, CE, TUV/GS
RoHS compliant	yes

Environmental

Storage temperature	-20°C ~ +85° C
Operating temperature	0°C ~ +40° C



CUI INC

Part No: DMS033160-P5-IC


Description: switching power supply
w/ interchangeable input blades

Date: 9/25/2006

Unit: mm


Page No: 2 of 3



Label



CUI INC



POWER ADAPTOR

P/N : DMS033160-P5-IC
 INPUT : 100-240V~ 0.4A 47-63Hz
 OUTPUT : 3.3V  1.6A





LISTED


99BJ
 E176177
 I.T.E.
 POWER
 SUPPLY

indoor
 use only



TÜV
 Rheinland
 Product Safety



geprüfte
 Sicherheit

RoHS TR10R033 MADE IN TAIWAN

Mechanical Drawing

Input plug	interchangeable input blade
Case size	72 L x 46 W x 35 H mm

DC plug type : V+ - -) - - V-
DC Plug: Straight($\phi 5.5/\phi 2.1$)L9.5mm
18 AWG / 1800mm

