

# Plug - PTDA 1,5/ 4-PH-3,5 - 1725133

Please be informed that the data shown in this PDF Document is generated from our Online Catalog. Please find the complete data in the user's documentation. Our General Terms of Use for Downloads are valid (<http://download.phoenixcontact.com>)

Plug component, Nominal current: 8 A, Rated voltage (III/2): 240 V, Number of positions: 4, Pitch: 3.5 mm, Connection method: Spring-cage conn., Color: green, Contact surface: Tin




The figure shows a 10-position version of the product

## Why buy this product

- 3.5 mm pitch
- Large terminal block capacity with compact dimensions
- Attractive design for connection at a glance
- Optional color coding
- Plug with optional mechanical keying
- Spring-cage double connection with direct plug-in technology with a release button



## Key commercial data

Packing unit	0
Minimum order quantity	1
Catalog page	Page 513 (CC-2011)
GTIN	 4 046356 129121
Custom tariff number	85366990
Country of origin	GERMANY

## Technical data

### Dimensions / positions

Pitch	3.5 mm
Dimension a	10.5 mm
Number of positions	4

### Technical data

Range of articles	PTDA 1,5/...-PH
Insulating material group	I
Rated surge voltage (III/3)	2.5 kV
Rated surge voltage (III/2)	2.5 kV

# Plug - PTDA 1,5/ 4-PH-3,5 - 1725133

## Technical data

### Technical data

Rated surge voltage (II/2)	2.5 kV
Rated voltage (III/2)	240 V
Rated voltage (II/2)	400 V
Connection in acc. with standard	EN-VDE
Nominal current I <sub>N</sub>	8 A
Nominal voltage U <sub>N</sub>	160 V
Nominal cross section	1.5 mm <sup>2</sup>
Maximum load current	8 A
Insulating material	PA
Inflammability class according to UL 94	V0
Stripping length	10 mm
Nominal voltage, UL/CUL Use Group B	150 V
Nominal current, UL/CUL Use Group B	10 A
Nominal voltage, UL/CUL Use Group D	300 V
Nominal current, UL/CUL Use Group D	10 A

### Connection data

Conductor cross section solid min.	0.2 mm <sup>2</sup>
Conductor cross section solid max.	1.5 mm <sup>2</sup>
Conductor cross section stranded min.	0.2 mm <sup>2</sup>
Conductor cross section stranded max.	1.5 mm <sup>2</sup>
Conductor cross section stranded, with ferrule without plastic sleeve min.	0.5 mm <sup>2</sup>
Conductor cross section stranded, with ferrule without plastic sleeve max.	1.5 mm <sup>2</sup>
Conductor cross section stranded, with ferrule with plastic sleeve min.	0.5 mm <sup>2</sup>
Conductor cross section stranded, with ferrule with plastic sleeve max.	0.5 mm <sup>2</sup>
Conductor cross section AWG/kcmil min.	24
Conductor cross section AWG/kcmil max	16
2 conductors with same cross section, solid min.	0.2 mm <sup>2</sup>
2 conductors with same cross section, solid max.	1.5 mm <sup>2</sup>
2 conductors with same cross section, stranded min.	0.2 mm <sup>2</sup>
2 conductors with same cross section, stranded max.	1.5 mm <sup>2</sup>
2 conductors with same cross section, stranded, ferrules without plastic sleeve, min.	0.5 mm <sup>2</sup>
2 conductors with same cross section, stranded, ferrules without plastic sleeve, max.	1.5 mm <sup>2</sup>
2 conductors with same cross section, stranded, TWIN ferrules with plastic sleeve, min.	0.5 mm <sup>2</sup>
2 conductors with same cross section, stranded, TWIN ferrules with plastic sleeve, max.	0.5 mm <sup>2</sup>
Minimum AWG according to UL/CUL	24
Maximum AWG according to UL/CUL	16

# Plug - PTDA 1,5/ 4-PH-3,5 - 1725133

## Classifications

### ETIM

ETIM 3.0	EC001121
ETIM 4.0	EC002638
ETIM 5.0	EC002638

### UNSPSC

UNSPSC 11	34131203
UNSPSC 12.01	39121432
UNSPSC 13.2	39121432
UNSPSC 6.01	30211801
UNSPSC 7.0901	39121432

### eCl@ss

eCl@ss 4.0	272607xx
eCl@ss 4.1	27141109
eCl@ss 5.0	27141190
eCl@ss 5.1	27141190
eCl@ss 6.0	27261101
eCl@ss 7.0	27440401

## Approvals

### Approvals


Approvals

UL Recognized / cUL Recognized / GOST / cULus Recognized

Ex Approvals

Approvals submitted

### Approval details

UL Recognized 				
		B	C	D
mm <sup>2</sup> /AWG/kcmil	24-16	24-16	24-16	
Nominal current I <sub>N</sub>	10 A	10 A	10 A	
Nominal voltage U <sub>N</sub>	300 V	150 V	300 V	

# Plug - PTDA 1,5/ 4-PH-3,5 - 1725133

## Approvals

cUL Recognized

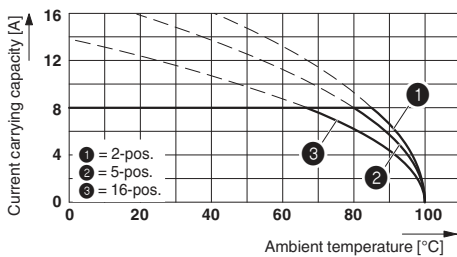
		B	C	D
mm <sup>2</sup> /AWG/kcmil	24-16	24-16	24-16	
Nominal current I <sub>N</sub>	10 A	10 A	10 A	
Nominal voltage U <sub>N</sub>	300 V	150 V	300 V	

GOST

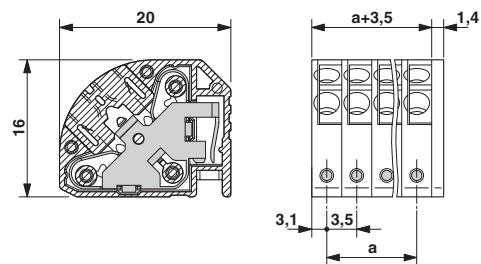
cULus Recognized

## Drawings

### Diagram



### Dimensioned drawing



Derating curve for: PTDA 1,5/...-PH-3,5 with PST 1,0/...-3,5