

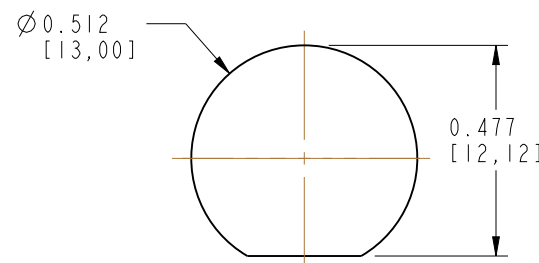
NOTES:

- MATERIALS AND FINISHES:
BNC STR BHD JACK - BRASS, NICKEL PLATING
CABLE - 0.085" CONFORMABLE
- ELECTRICAL:
A. IMPEDANCE: 50 OHM
- PACKAGING:
A. QUANTITY: SINGLE PACK
B. MARKING: BAG TO BE MARKED
"AMPHENOL RF, 95-850-234-XXX AND DATE CODE".

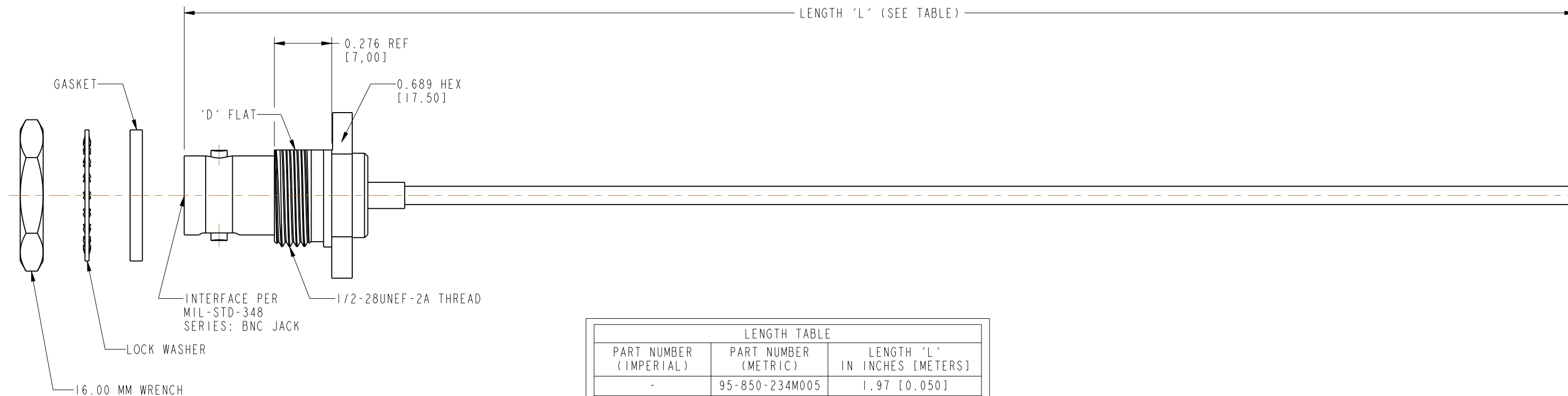
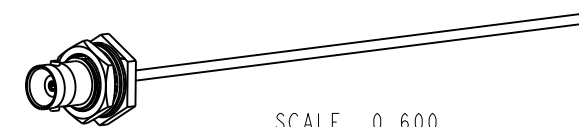
THIRD ANGLE PROJ.

REVISIONS

REV	DESCRIPTION	DATE	ECO	APPR
A	RELEASE TO MFG.	16-Aug-19	12603	VR



RECOMMENDED MOUNTING HOLE DIMENSIONS



LENGTH TABLE		
PART NUMBER (IMPERIAL)	PART NUMBER (METRIC)	LENGTH 'L' IN INCHES [METERS]
-	95-850-234M005	1.97 [0.050]
95-850-234-003	-	3.00 [0.076]
-	95-850-234M010	3.94 [0.100]
-	95-850-234M015	5.91 [0.150]
95-850-234-006	-	6.00 [0.152]
-	95-850-234M020	7.87 [0.200]
95-850-234-009	-	9.00 [0.229]
-	95-850-234M030	11.81 [0.300]
95-850-234-012	-	12.00 [0.305]
95-850-234-018	-	18.00 [0.457]
-	95-850-234M060	23.62 [0.600]
95-850-234-024	-	24.00 [0.610]

TOLERANCE TABLE	
LENGTH IN INCHES/FT [METERS]	TOLERANCE
0" - 23.90" [0 - 0.607]	±0.25" [0.006]
24.00" - 59.00" [0.610 - 1.499]	±0.50" [0.013]
5.0' - 24.9' [1.524 - 7.617]	±2.5%
25.0' & UP [7.620 & UP]	±5.0%

DESIGN REQUIREMENTS:

- FREQUENCY: DC - 4 GHz CONTINUITY
 VSWR: ____ MAX. HI-POT: 1000 VRMS
 INS. LOSS: ____ dB MAX. OTHER

CUSTOMER OUTLINE DRAWING

ALL OTHER SHEETS ARE FOR INTERNAL USE ONLY

UNLESS OTHERWISE SPECIFIED, DIMENSIONS ARE IN INCHES AND TOLERANCES ARE: 2 PLACE DECIMAL 3 PLACE DECIMAL ANGLES ±.015 (0.381 mm) ±.005 (0.127 mm) ± 1°	MATERIAL	DRAWN	DATE	TITLE BNC STR BHD JACK PIG TAIL ASSEMBLY USING 0.085" CONFORMABLE CABLE VARIOUS LENGTH		Amphenol RF www.amphenolrf.com
	SEE NOTES	VIJAY N M	22-Jul-19			
NOTICE - These drawings, specifications, or other data (1) are, and remain the property of Amphenol corp. (2) must be returned upon request; and (3) are confidential and not to be disclosed to any person other than those to whom they are given by Amphenol Corp. the furnishing of these drawings, specifications, or other data by Amphenol Corp., or to any other person for any purpose is not to be regarded by implication or otherwise in any manner licensing, granting rights to permitting such holder or any other person to manufacture, use or sell any product, process or design, patented or otherwise, that may in any way be related to or disclosed by said drawings, specifications, or other data.	REFERENCE	ENGINEER	DATE	DRAWING NO. 95-850-234-XXX ITEM NO. 95-850-234-XXX		
	EAR # 9250	VIJAY N M	22-Jul-19			
	CONFIGURATION LEVEL: In Work	APPROVED	DATE	SCALE: 2.1:1.0	SHEET 2 OF 2	PART NO. 95-850-234-XXX
FINISH	K. CAPOZZI	16-Aug-19	DWG SIZE	REV		
			B	A		