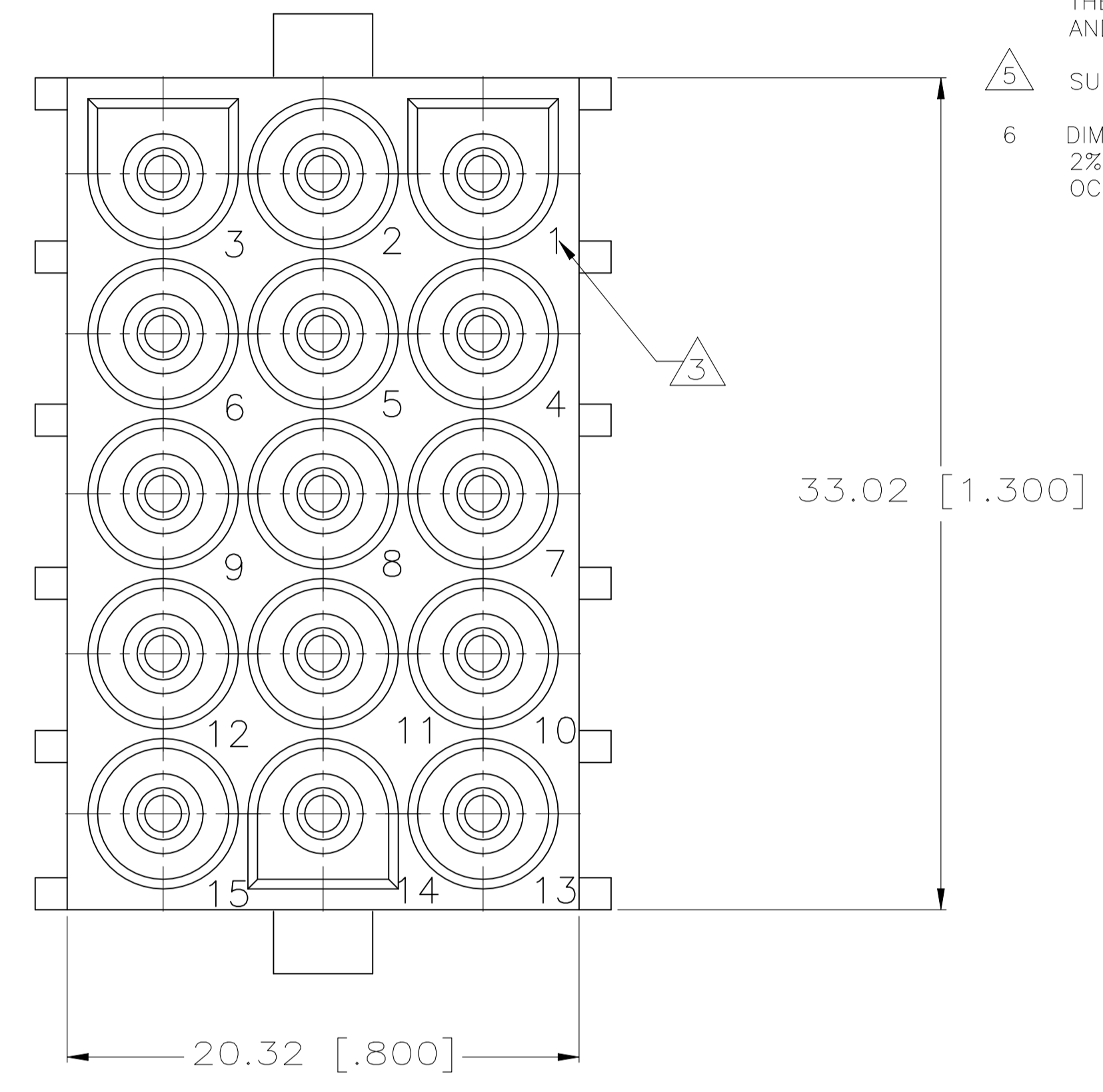
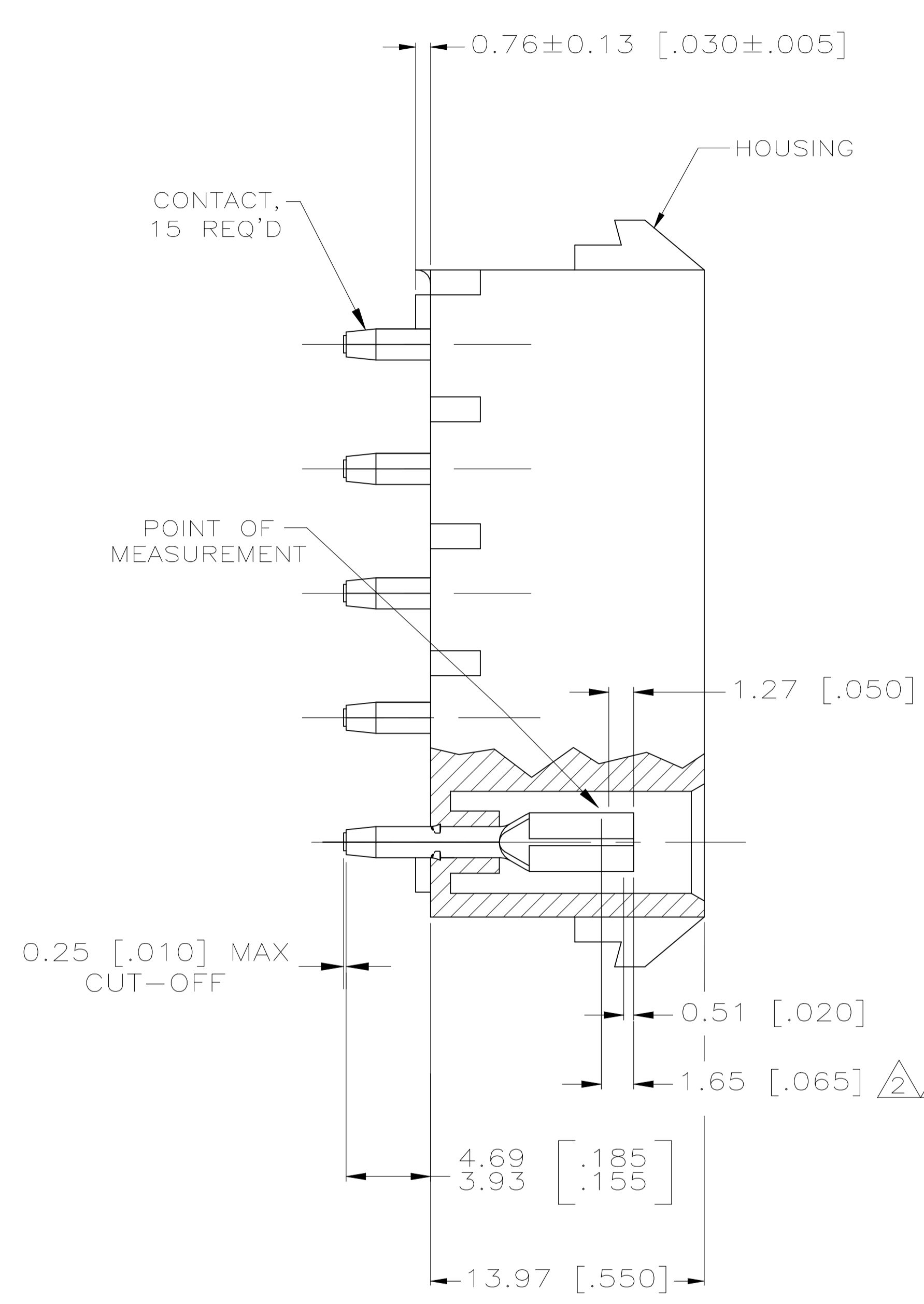
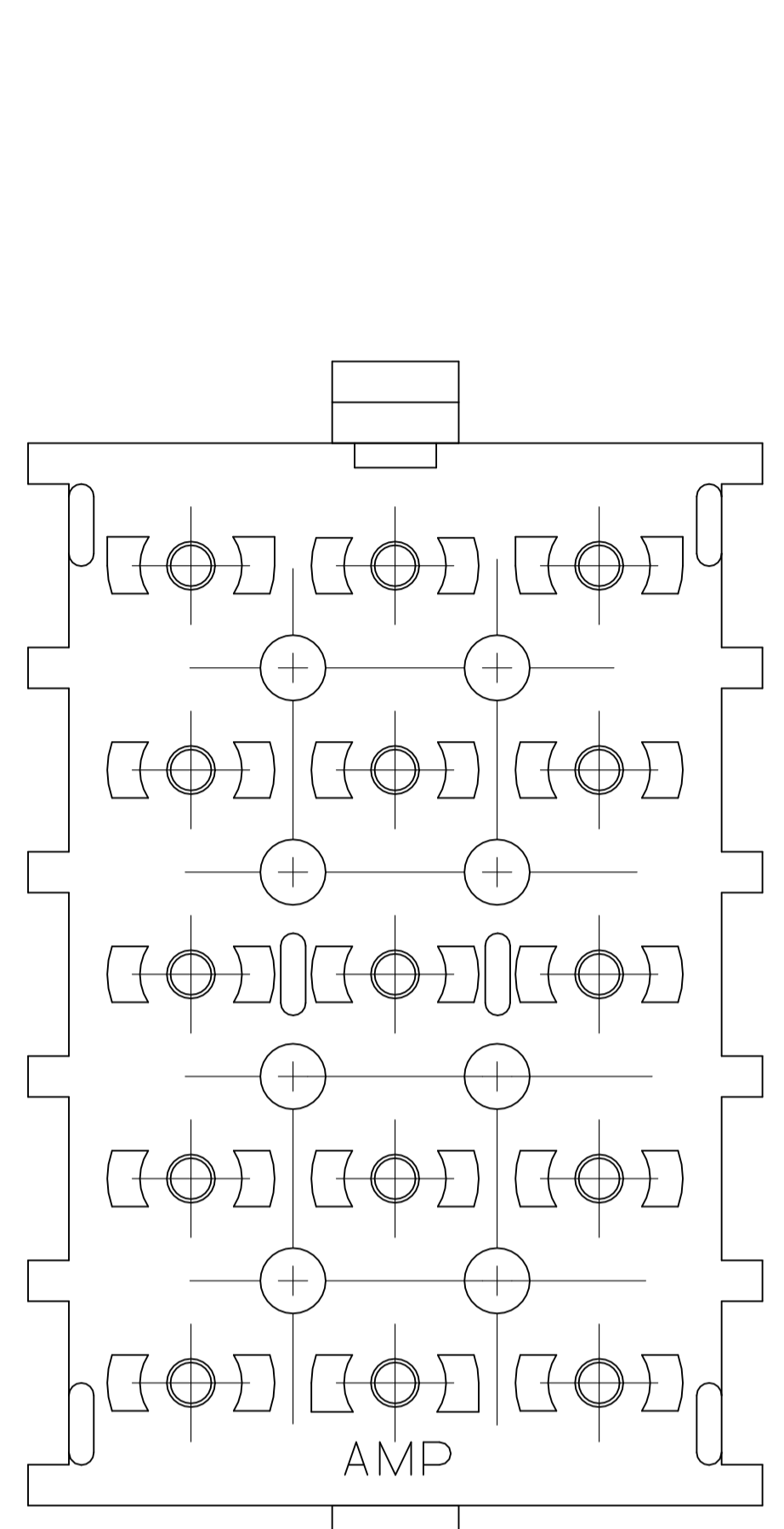
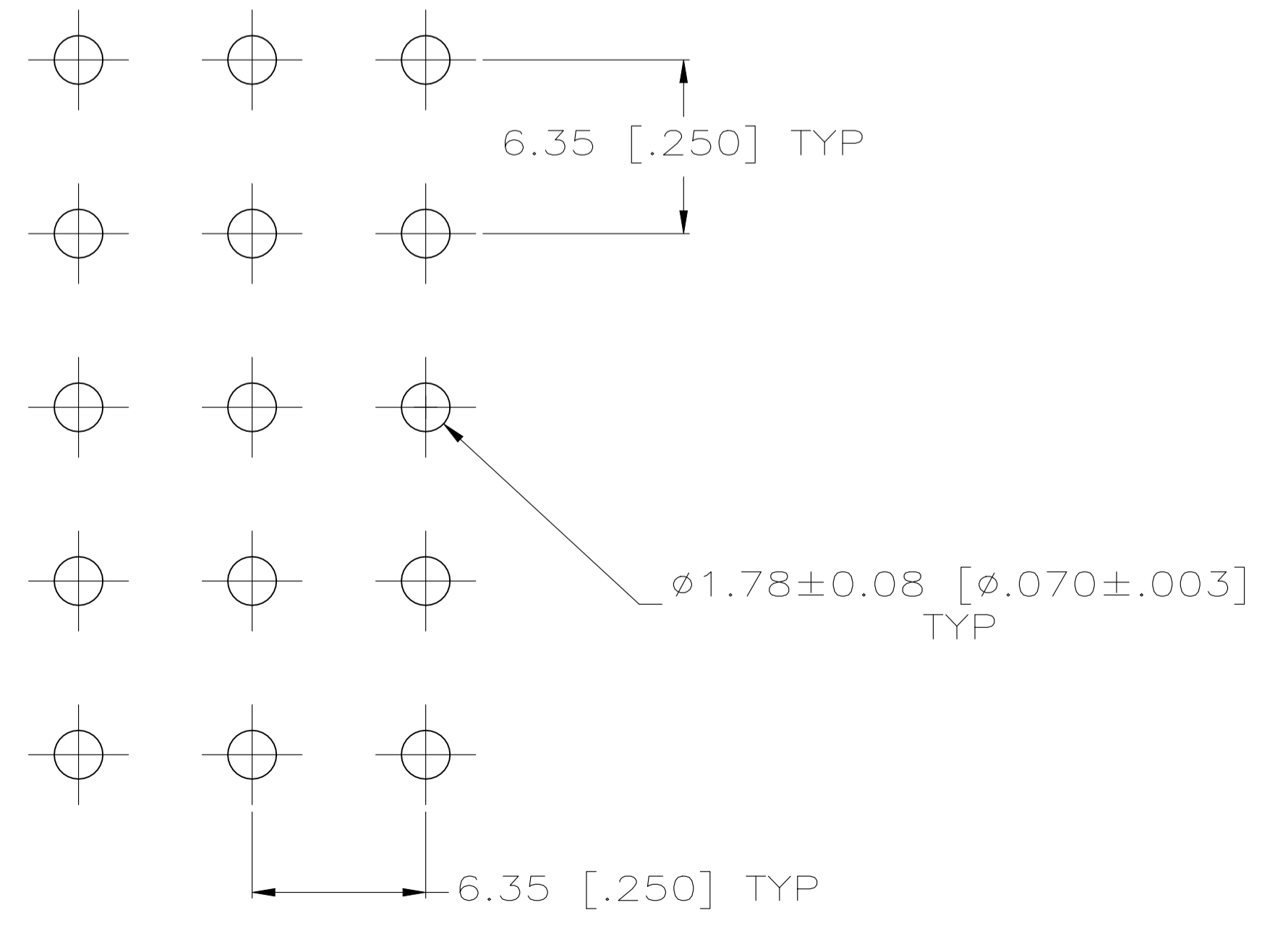


REVISIONS					
REV	DESCRIPTION	DATE	BY	CHK	APP'D
R2	REVISED PER ECR-21-118795	28JUL2022	SK	VS	



- 1 PARTS COMPLY TO AMP SOLDERABILITY SPECIFICATION 109-11-3.
- 2 CONTACT IS STAMPED FROM PRE-PLATED STOCK WHICH IS PLATED OVERALL WITH 0.00127 [.000050] NICKEL, THEN STRIPED WITH 0.00076 [.000030] GOLD IN CONTACT AREA INDICATED AND TIN-LEAD ON SOLDER TAIL END.
- 3 CIRCUIT IDENTIFICATION CHARACTERS ARE ADJACENT TO THE INDICATED CAVITIES, BUT LOCATION AND ORIENTATION MAY DIFFER FROM PRINT.
- 4 CONTACT IS PLATED OVERALL WITH 0.00127 [.000050] NICKEL, THEN 0.00076 [.000030] GOLD OVER CONTACT LENGTH INDICATED AND MATTE TIN ON SOLDER TAIL END.
- 5 SUPERSEDED BY 350765-5
- 6 DIMENSIONS WITH REPRESENT PRODUCT IN DRY CONDITION. ADDITIONAL 2% GROWTH DUE TO END USE LOCATION MOISTURE ABSORPTION MAY OCCUR AND SHOULD BE ACCOUNTED FOR.



RECOMMENDED LAYOUT FOR 1.58 [.062] THICK PC BOARD

PH BRZ GOLD 2	NYLON, NATURAL	350765-5
PH BRZ TIN	NYLON, NATURAL	350765-4
PH BRZ GOLD 2	NYLON, NATURAL	350765-3
CONTACT	HOUSING	PART NO

THIS DRAWING IS A CONTROLLED DOCUMENT.		DIN K. WHITAKER 11OCT2005		TE Connectivity	
DIMENSIONS: mm [INCHES]		CHK S. RIDGILL 11OCT2005			
TOLERANCES UNLESS OTHERWISE SPECIFIED:		APP'D S. RIDGILL 11OCT2005		NAME	
0. PLC ±		PRODUCT SPEC		15 CIRCUIT UNIVERSAL MATE-N-LOK (TM) P.C. BOARD SOCKET HEADER ASSEMBLY	
1. PLC ±		APPLICATION SPEC		SIZE CAGE CODE DRAWING NO	
2. PLC ±		WEIGHT 0.000000		A1 00779 C=350765	
3. PLC ± 0.13 [.005]		CUSTOMER DRAWING		SCALE 5:1 SHEET 1 of 1 REV R2	
4. PLC ±					
ANGLES ±					
FINISH SEE TABLE					