

5-338313-2 ✓ ACTIVE

AMPLIMITE

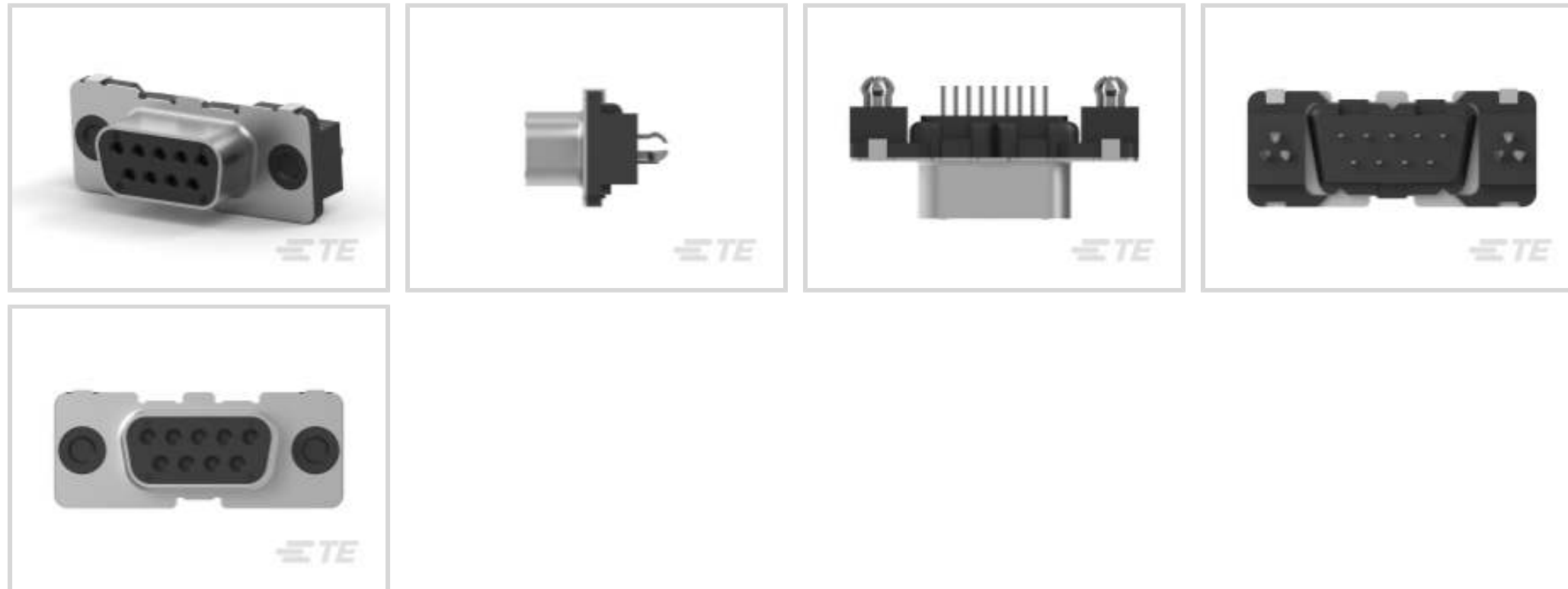
TE Internal #: 5-338313-2

PCB D-Sub Connectors, Receptacle, Cable-to-Board, 9 Position, 2.74 mm [.108 in] Centerline, 2 Row, 1 Connector Shell Size, Round, Standard Profile

[View on TE.com >](#)



Connectors > D-Shaped Connectors > D-Sub Connectors > PCB D-Sub Connectors > D-Sub Receptacle Assembly: Vertical, Shell Size 1, 2.74mm



Connector & Housing Type: **Receptacle**

Connector System: **Cable-to-Board**

Number of Positions: **9**

Centerline (Pitch): **2.74 mm [.108 in]**

Number of Rows: **2**

[All D-Sub Receptacle Assembly: Vertical, Shell Size 1, 2.74mm \(59\)](#)

Features

Product Type Features

Shell Material Configuration	Front Metal Shell
Connector & Housing Type	Receptacle
Connector System	Cable-to-Board
Connector Shell Size	1
Connector & Contact Terminates To	Printed Circuit Board

Configuration Features

Number of Positions	9
Number of Rows	2
PCB Mount Orientation	Vertical

Body Features

Assembly Process Feature Material	Phosphor Bronze
Shell Plating Material	Tin



Primary Product Color	Black
-----------------------	-------

Connector Profile	Standard
-------------------	----------

Contact Features

	30 μ m
--	------------

Contact Mating Area Plating Material	Gold
--------------------------------------	------

Contact Underplating Material	Nickel
-------------------------------	--------

PCB Contact Termination Area Plating Material	Tin
---	-----

Contact Base Material	Phosphor Bronze
-----------------------	-----------------

Contact Shape & Form	Round
----------------------	-------

Contact Current Rating (Max)	6 A
------------------------------	-----

Termination Features

Rectangular Termination Post & Tail Thickness	.32 mm[.012 in]
---	-----------------

Rectangular Termination Post & Tail Width	.45 mm[.017 in]
---	-----------------

Termination Post & Tail Length	3.2 mm[.126 in]
--------------------------------	-----------------

Termination Method to Printed Circuit Board	Through Hole - Solder
---	-----------------------

Mechanical Attachment

Assembly Process Feature Plating Material	Tin
---	-----

Mounting Hole Diameter	5 mm
------------------------	------

PCB Mount Retention	Without
---------------------	---------

Mating Retention	Without
------------------	---------

Mating Retention Type	Threaded Insert, 4-40 UNC
-----------------------	---------------------------

Connector Mounting Type	Board Mount
-------------------------	-------------

Housing Features

Shell Material	Steel
----------------	-------

Housing Material	Glass Filled Polyester
------------------	------------------------

Centerline (Pitch)	2.74 mm[.108 in]
--------------------	------------------

Dimensions

PCB Thickness (Recommended)	1.6 mm[.063 in]
-----------------------------	-----------------

Row-to-Row Spacing	2.84 mm[.112 in]
--------------------	------------------

Usage Conditions

Operating Temperature Range	-55 – 105 °C[-67 – 221 °F]
-----------------------------	----------------------------

Operation/Application



Durability Rating	200 Cycles
Shielded	No
Circuit Application	Signal

Industry Standards

Approved Standards	DIN 41652
UL Flammability Rating	UL 94V-0

Packaging Features

Packaging Quantity	55
Packaging Method	Tray

Product Compliance

[For compliance documentation, visit the product page on TE.com>](#)

EU RoHS Directive 2011/65/EU	Compliant
EU ELV Directive 2000/53/EC	Compliant
China RoHS 2 Directive MIIT Order No 32, 2016	No Restricted Materials Above Threshold
EU REACH Regulation (EC) No. 1907/2006	Current ECHA Candidate List: JUNE 2023 (235) Candidate List Declared Against: JUNE 2023 (235) Does not contain REACH SVHC
Halogen Content	Low Halogen - Br, Cl, F, I < 900 ppm per homogenous material. Also BFR/CFR/PVC Free
Solder Process Capability	Wave solder capable to 265°C

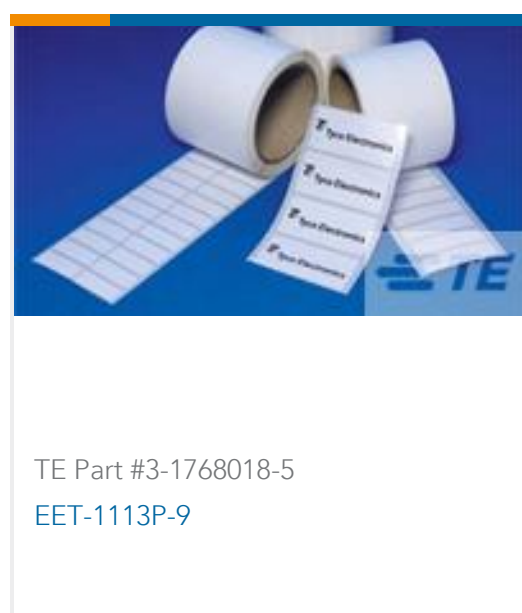
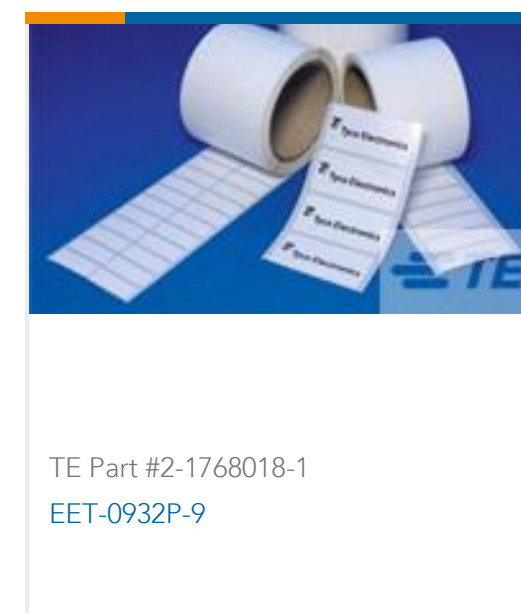
Product Compliance Disclaimer

This information is provided based on reasonable inquiry of our suppliers and represents our current actual knowledge based on the information they provided. This information is subject to change. The part numbers that TE has identified as EU RoHS compliant have a maximum concentration of 0.1% by weight in homogenous materials for lead, hexavalent chromium, mercury, PBB, PBDE, DBP, BBP, DEHP, DIBP, and 0.01% for cadmium, or qualify for an exemption to these limits as defined in the Annexes of Directive 2011/65/EU (RoHS2). Finished electrical and electronic equipment products will be CE marked as required by Directive 2011/65/EU. Components may not be CE marked. Additionally, the part numbers that TE has identified as EU ELV compliant have a maximum concentration of 0.1% by weight in homogenous materials for lead, hexavalent chromium, and mercury, and 0.01% for cadmium, or qualify for an exemption to these limits as defined in the Annexes of Directive 2000/53/EC (ELV). Regarding the REACH Regulation, the information TE provides on SVHC in articles for this part number is based on the latest European Chemicals Agency (ECHA) 'Guidance on requirements for substances in articles' posted at this URL: <https://echa.europa.eu/guidance-documents/guidance-on-reach>

Compatible Parts



Customers Also Bought



Documents

Product Drawings

9POS.HD-20 REC.ASSY

English

CAD Files

3D PDF

3D

Customer View Model

[ENG_CVM_CVM_5-338313-2_E_c-5-338313-2-e.2d_dxf.zip](#)

English

Customer View Model

[ENG_CVM_CVM_5-338313-2_E_c-5-338313-2-e.3d_igs.zip](#)

English

Customer View Model

[ENG_CVM_CVM_5-338313-2_E_c-5-338313-2-e.3d_stp.zip](#)

English

By downloading the CAD file I accept and agree to the [Terms and Conditions](#) of use.



Product Environmental Compliance

[MD_5-338313-2_010220182338_dmtec](#)

English

[MD_5-338313-2_010220182338_dmtec](#)

English