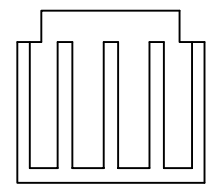
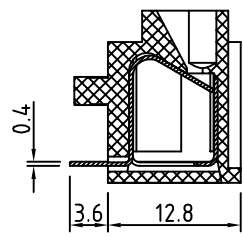
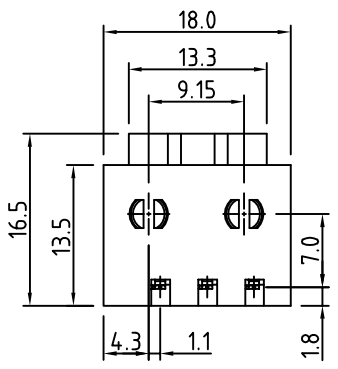
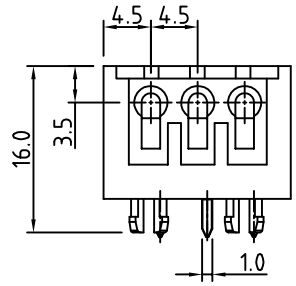


SIGN	DATE	DESCRIPTION	APPROVER
THIS IS CAD DRAWING, DO NOT REVISE MANUALLY!!!			



**Material**

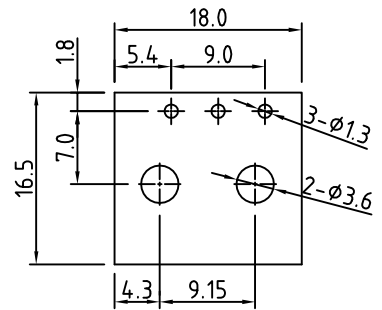
- Terminal body (Contact pin): PhBz
- Surface of solder tail: Tin plated
- Insulator (housing): Thermoplastic (UL94V-0)

**Electrical cULus/VDE**

- Voltage rating: 250VAC
- Current rating: 2A
- Wire range: 0.5-0.75mm<sup>2</sup>
- Solid wire(AWG):
- Stranded wire(AWG):
- Wire strip length: 6-7mm
- Withstanding Voltage: 2KV
- Operating temperature: -30°C to +105°C
- Soldering temperature: 250°C±10°C/5 Sec
- Safety Approval:

RoHS Compliant

**P.C.B LAYOUT**



THESE DRAWINGS AND SPECIFICATIONS ARE THE PROPERTY OF ON-SHORE TECHNOLOGY, INC. AND SHALL NOT BE REPRODUCED, COPIED OR USED IN ANY MANNER WITHOUT THE PRIOR WRITTEN CONSENT OF ON-SHORE TECHNOLOGY, INC.



TITLE	OSTTN-4.5mm Series 3P With cover						
PART NO.	OSTTN032920			DWG NO.	OSTTN032920.DWG		
APPROVED	CHECKED	DESIGNED	DRAWN	CUST NO.			
	Marvin 2008.03.14	Marvin 2008.03.14	Marvin 2006.08.21		UNIT: mm	Tolerance	
					SCALE: NONE	X.X	±0.30
				SHEET: 01/01	REV.: B	X.XX	±0.10
						X°	±1°