

E-Z Hook, A Div. of Tektest, Inc.
 P.O. Box 660729,
 Arcadia, CA 91066-0729
 Phone: 626.446.6175
 Fax: 626.446.0972
 E-mail: info@e-z-hook.com
 Website:www.e-z-hook.com

All Categories > Test Leads > Standard and Shrouded Banana Plug and Socket Patch Cords > Item # 9169

Item # 9169, Socket to Stacking Standard Banana Plug Patch Cord

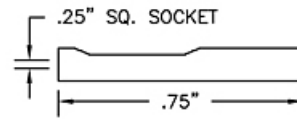
Socket to Stacking Standard Banana Plug Patch Cord

Gold-plated beryllium copper spring. Heat shrink insulation. Crimp assembly.

0.025" square socket (gold-plated) to stacking standard banana plug



[larger image](#)




[larger image](#)

[Specifications](#) · [Lead Length and Cable Length Information](#) · [How to Order Test Leads & Cable Assemblies](#) · [Field Servicing Information](#)

Specifications

Colors		Black (0) larger image
		Brown (1) larger image
		Red (2) larger image
		Orange (3) larger image
		Yellow (4) larger image
		Green (5) larger image
		Blue (6) larger image
		Violet (7) larger image
		

	Gray (8) larger image  White (9) larger image
Color Description	Standard Color
Connector #1	9205, 0.025" square socket
Connector #2	9203, stacking standard banana plug
Socket Diameter	0.025 in 0.635 mm
Standard Lengths	6 in (15 cm) 8 in (20 cm) 12 in (30 cm) 18 in (45 cm) 24 in (60 cm) 30 in (75 cm) 36 in (90 cm) 48 in (120 cm) 60 in (150 cm)
Unit	each

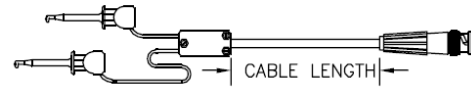
Lead Length and Cable Length Information

E-Z-Hook offers a selection of standard length test leads, patch cords, and cable assemblies. We also offer custom lengths to fit special requirements.

All length measurements are made in inches, see diagrams below for measuring examples:



Standard lengths in inches for test lead and patch cord assemblies:	
3" (8 cm) lead wire	18" (45 cm)
4" (10 cm) lead wire	24" (60 cm)
6" (15 cm)	36" (90 cm)
8" (20 cm)	48" (120 cm)
12" (30 cm)	60" (150 cm)



Standard lengths in inches for cable assemblies:	
6" (15 cm)	30" (75 cm)
12" (30 cm)	36" (90 cm)
18" (45 cm)	48" (120 cm)
24" (60 cm)	60" (150 cm)
*Longer lengths available	

How to Order Test Leads & Cable Assemblies

Ordering E-Z-Hook test leads and cable assemblies is E-Z. Select the part number supplied in the product section, then select your lead or cable length and color. Example: 704XR-18-RED (Part No.-Length-Color). Variations of each hook may be ordered in place of the standard hook. Ordering information is provided at the beginning of each section.

Field Servicing Information

Most hooks are designed to be field serviceable. To replace a lead wire, pull on the plunger until it slips free of the body. Strip lead wire 3/4" (19 mm), feed wire through plunger and wrap around terminal as shown. Solder and cut off excess wire at solder point. Reassemble part, making sure the terminal and nylon fins enter their respective grooves. Keep slack in lead wire pulled out while assembling to prevent binding.

NOTE: To disassemble XM Micro-Hook connectors or leads, actuate plunger to expose hook and grasp behind hook with long nose pliers before pulling plunger off. Failure to do so will result in damage to part.



[Print](#) [Back](#)