

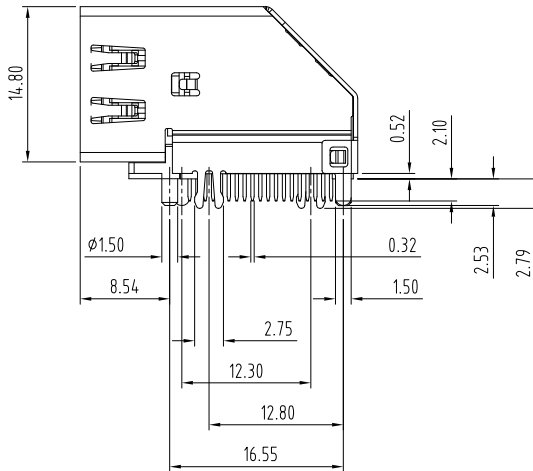
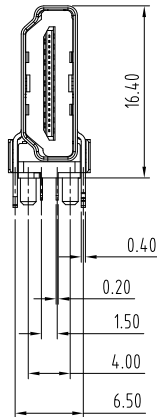
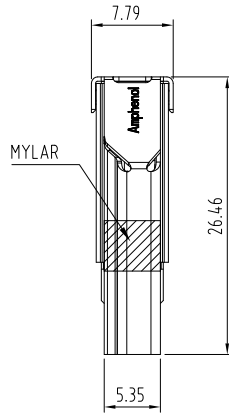
This document is the property of Amphenol Corporation and is delivered on the express condition that is not to be disclosed, reproduced or used, in whole or in part, for manufacture or sale by anyone other than Amphenol Corporation without its prior consent, and that no right is granted to disclose or to use any information in this document.

The marking on this product doesn't contain environmental hazardous materials per Material Specification SS-00259 for Sony GP compliant or per directive 2011/65/EU for RoHS compliant or per IEC 61249-2-21 for Halogen-Free compliant.



ORIGINAL

REVISIONS				
SYM	ECN No.	DESCRIPTION	DATE	BY
A	NE-12112	RELEASE TO PRODUCTION	07/03/2012	Chenny Yeh
B	NE-20063	ADD W/O MYLAR OPTION	05/13/2020	Chenny Yeh

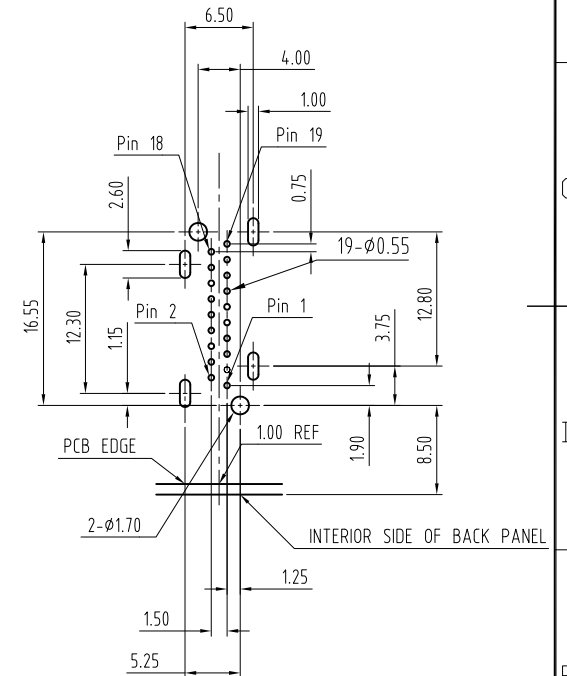
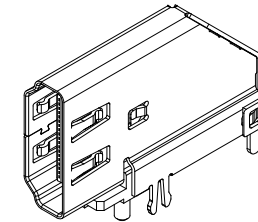


P/N SYSTEM:
G45A 19 X 7 X 0 8 X HR

CONTACT FINISH:
0: GOLD FLASH
1: 15u" GOLD
2: 30u" GOLD

VARIATION CODE:
BLANK: STANDARD(W/O MYLAR)
3: MYLAR, TRAY+SHELL

SHELL FINISH:
0: TIN OVER NICKEL
1: NICKEL
2: GOLD FLASH



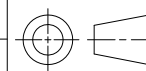
RECOMMENDED PCB LAYOUT (THK=1.60±0.05)

TOLERANCE:±0.05

NOTES:

- MATERIAL:
HOUSING: HIGH TEMPERATURE THERMO PLASTIC UL94V-0 COLOR BLACK
TERMINAL: COPPER ALLOY
SHELL: STAINLESS STEEL
- FINISH:
TERMINAL:
CONTACT AREA: SELECTIVE GOLD PLATING.
SOLDERING AREA: MATT TIN PL. 100 u" THICKNESS MIN.
UNDER PLATING.: NICKEL PLATING. 50 u" THICKNESS MIN,OVERALL.
SHELL: ELECTROLESS NICKEL
- THIS PRODUCT DOESN'T CONTAIN ENVIRONMENTAL HAZARDOUS MATERIALS PER DIRECTIVE 2011/65/EU FOR RoHS AND PER IEC 61249-2-21 FOR HALOGEN FREE COMPLIANT.
- PRODUCT SPECIFICATION REFER TO : PS-7393

TOLERANCE	DRAWN	APPROVALS	DATE	TITLE	UNIT	SCALE	SIZE	PART No.
X. X.X ±0.30 X.XX ±0.20 X.XXX ±0.10	DESIGNED	Chenny Yeh	05/13/2020	HDMI CONNECTOR 19 PIN, 0.75 PITCH UP/RIGHT,DIP TYPE	m m	NA	A3	G45A19X7X083HR
	CHECKED	Sondra Sang	05/13/2020					
	APPROVED	Hank Hsu	05/13/2020					
ANGULAR ±2°	DWG TYPE	CUST DWG	PROJECT CODE					
UNLESS OTHERWISE SPECIFIED			T526					



UNIT: m m
SCALE: NA

SIZE: A3
SHEET: 1 OF 2

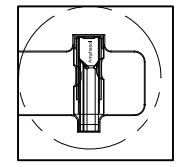
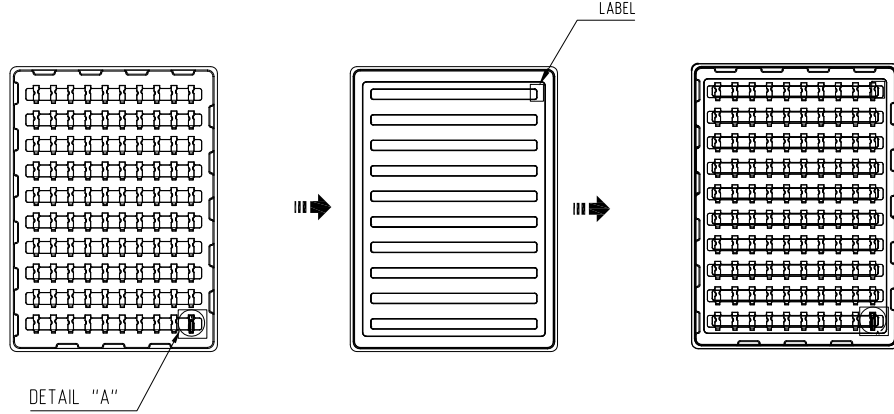
Amphenol®
Amphenol Corporation
Amphenol Taiwan Corporation
PART No. G45A19X7X083HR
DWG No. G45A19X7X083HR
REV. B

ORIGINAL

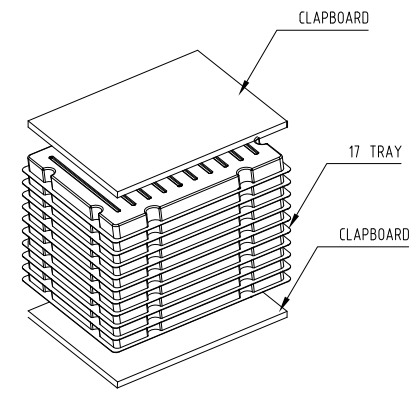
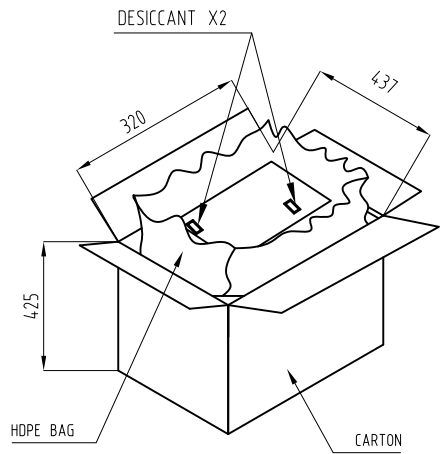
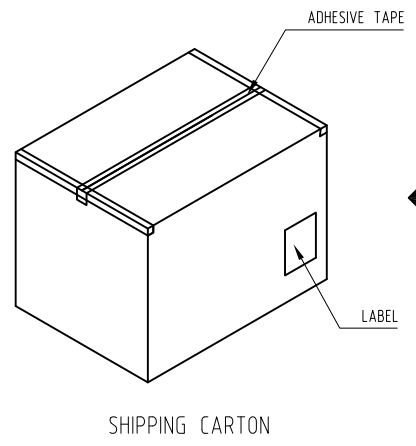
REVISIONS				
SYM	ECN No.	DESCRIPTION	DATE	BY
A	NE-12112	RELEASE TO PRODUCTION	07/03/2012	Chenny Yeh
B	NE-20063	ADD W/O MYLAR OPTION	05/13/2020	Chenny Yeh

This document is the property of Amphenol Corporation and is delivered on the express condition that is not to be disclosed, reproduced or used, in whole or in part, for manufacture or sale by anyone other than Amphenol Corporation without its prior consent, and that no right is granted to disclose or to use any information in this document.

The marking on this product doesn't contain environmental hazardous materials per Material Specification SS-00259 for Sony GP compliant or per directive 2011/65/EU for RoHS compliant or per IEC 61249-2-21 for Halogen-Free compliant.



SEE DETAIL "A"



G45A19X7XXXXHR	100	17	1700	1	2
PART NO.	PCS/TRAY	TRAY/CARTON	PCS/CARTON	LAYER	CLAPBOARD

TOLERANCE		DRAWN APPROVALS		DATE	TITLE		<h2 style="text-align: center;">Amphenol®</h2> <p style="text-align: center;">Amphenol Corporation Amphenol Taiwan Corporation</p>			
X.		DESIGNED Chenny Yeh		05/13/2020	HDMI CONNECTOR 19 PIN, 0.75 PITCH UP/RIGHT, DIP TYPE					
X.X	±0.30	CHECKED Sondra Sang		05/13/2020						
X.XX	±0.20	APPROVED Hank Hsu		05/13/2020						
X.XXX	±0.10	DWG TYPE CUST DWG		PROJECT CODE T526			UNIT mm	SIZE A3	PART No. G45A19X7X083HR	
ANGULAR ±2°							SCALE NA	SHEET 2 OF 2	DWG No. G45A19X7X083HR	REV. B
UNLESS OTHERWISE SPECIFIED										