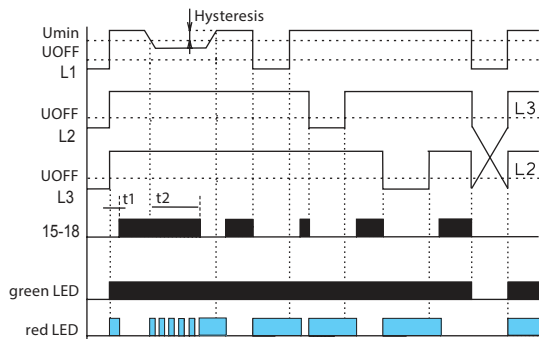


**FEATURES**

- Relay monitors phase sequence and failure
- Designed for monitoring 3-phase primaries
- Input from all phases maintains functionality in case of one-phase failure
- Input and monitored input voltage: 3 x 208V
- Fixed time delay (T1): 500ms
- Adjustable time delay (T2): 0 to 10 seconds
- Fault indicator: Red LED, plus opening of output relay contact
- Relay output form: SPDT (form C) 8 Amps / 250VAC
- DIN rail mounting
- UL and CE approvals, RoHS compliant

**MODE OF OPERATION**




**Voltage Monitoring** Three-phase monitor confirms correct phase sequence and detects failure of any one phase. Phase failure results in a flashing red LED and opening of output relay.

Green LED indicates presence of supply voltage. Only 2 phases are needed for Control operation.

Incorrect phase sequence is indicated by constant red LED and opening of output. A front panel potentiometer adjusts failure indication delay up to 10 seconds.

A low voltage condition (60% of nominal) results in immediate failure indication, red LED and open output. Threshold can be set from 70% to 95% with a second front panel adjustment.



**256-208**

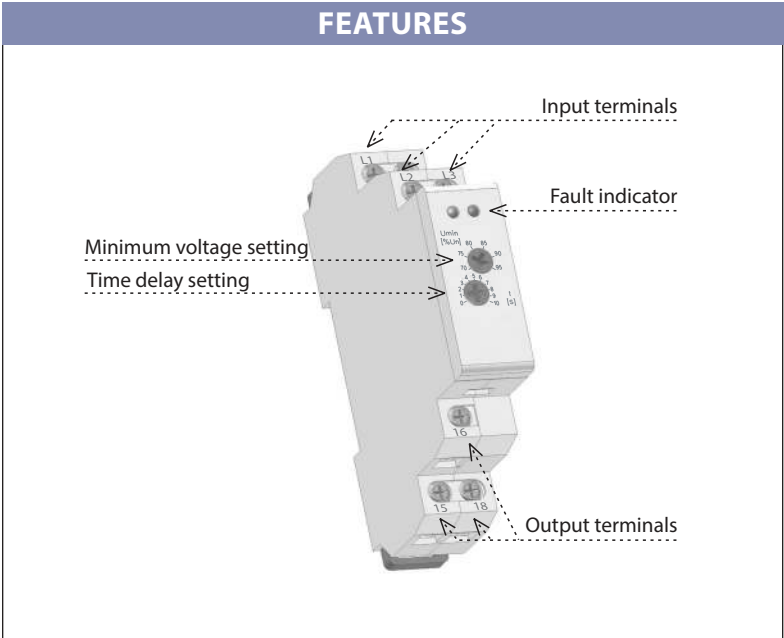
**VOLTAGE  
and PHASE  
MONITOR**

11/14/14

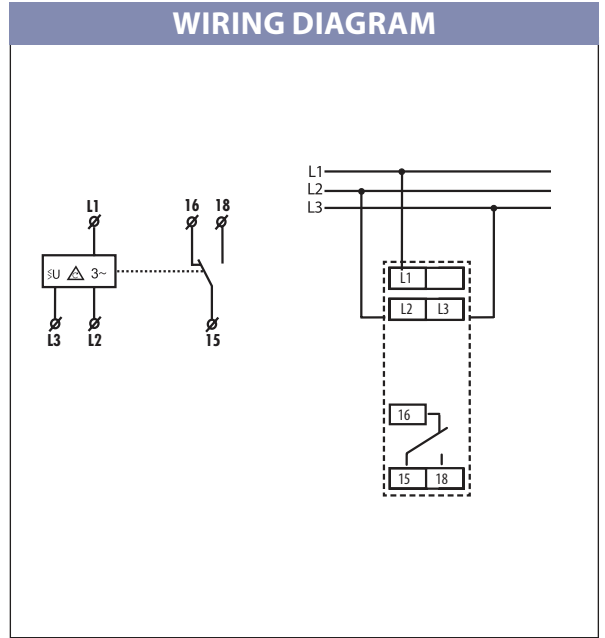
**SPECIFICATIONS**

- Supply and measuring** . . . . L1, L2, L3
- Measuring terminals** . . . . . L1, L2, L3
- Supply/measured voltage** . 3x208 V
- Minimum threshold** . . . . . adjustable, 70%–95% Nominal
- Cutoff threshold** . . . . . 60% of Nominal
- Power Consumption (max)** . . 2 VA
- Hysteresis** . . . . . 5%
- Max. constant voltage** . . . . 3x276 VAC
- Peak overload <1ms** . . . . . 3x300 VAC
- Time delay t1** . . . . . 500ms max
- Time delay t2** . . . . . adjustable, 0–10s
- Relay output form** . . . . . SPDT Form C (AgNi)
- Rated current** . . . . . 8 A/ AC
- Switching capacity** . . . . . 2500 VA/ AC, 240 W/ DC
- Inrush current** . . . . . 10 Amps
- Indication of state** . . . . . Red LED
- Mechanical life** . . . . . 10 million operations
- Electrical life** . . . . . 100,000 operations
- Operating temperature** . . . -20°C to +55°C
- Storage temperature** . . . . -30°C to +70°C
- Dielectric strength** . . . . . 4 kV
- Operating position** . . . . . any
- Mounting** . . . . . DIN rail EN 60715
- Protection degree** . . . . . IP 40 from front panel
- Max. cable size** . . . . . 14AWG
- Standards** . . . . . EN 60255-6, EN 61010-1, UL, CE, RoHS

**FEATURES**



**WIRING DIAGRAM**



11/14/14