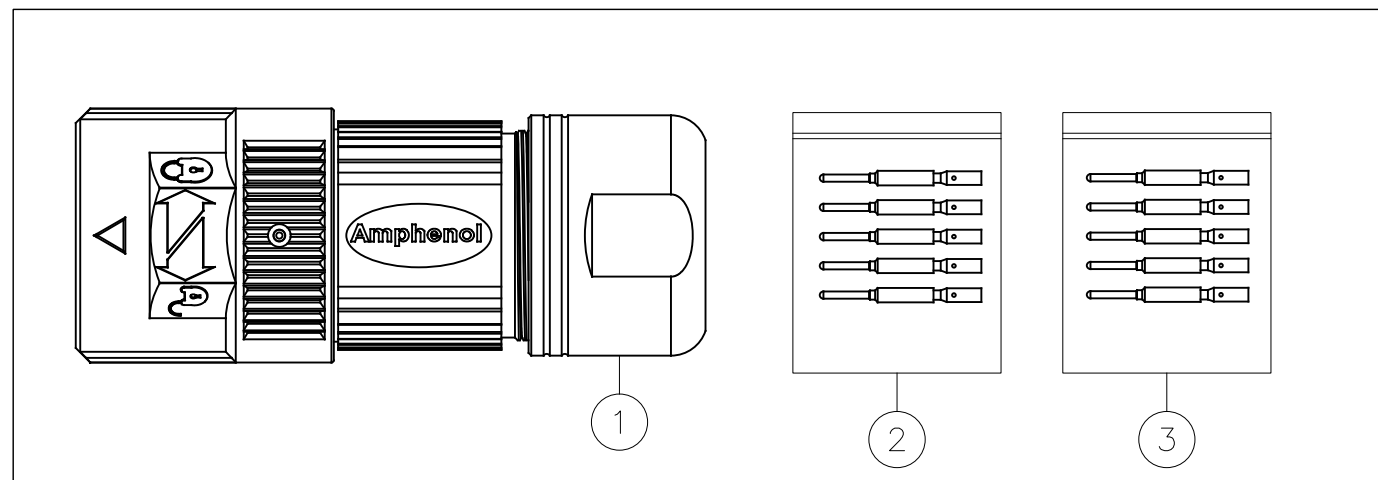
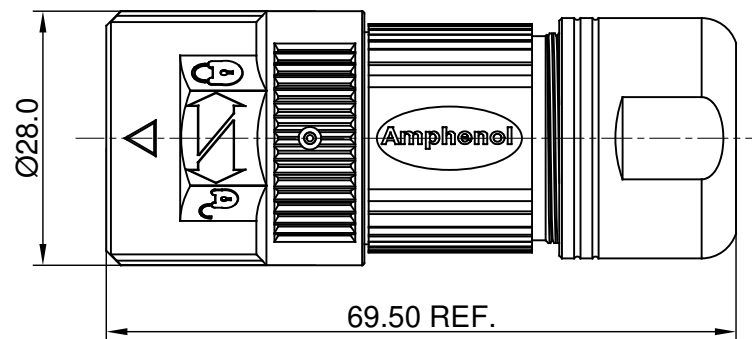
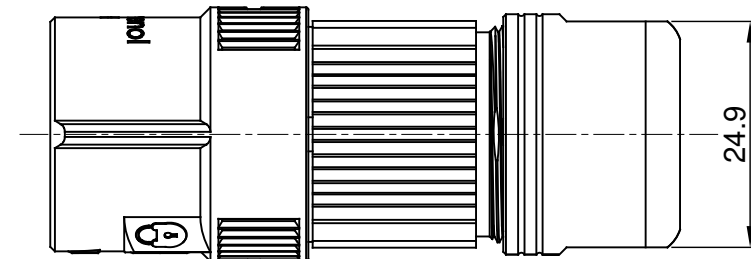
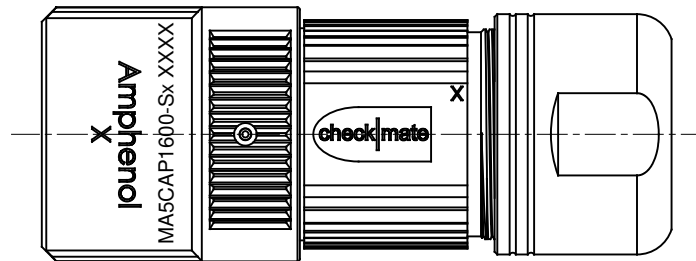
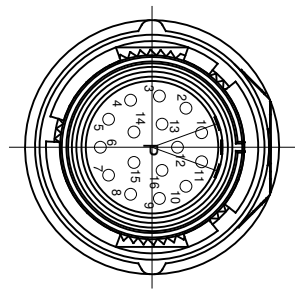


P type, Normal Key



REVISIONS					
REV	ECO	DESCRIPTION	DATE	BY	APPR
A1	-	FIRST RELEASE	Aug.08,2018	White	Tommy

NOTES: UNLESS OTHERWISE SPECIFIED

- MATERIAL:
 INSULATION INSERT: PA66,UL94 V0
 SEAL: VITON, EPDM
 HOUSING BODY: ZINC DIE CAST, NICKEL PLATED
 COUPLING NUT: ZINC DIE CAST, NICKEL PLATED
 CONTACT: COPPER ALLOY, GOLD PLATED
- SPECIFICATIONS:
 2.1 CURRENT RATING: 9 AMPS
 2.2 VOLTAGE RATING: 125 V AC/DC
 2.3 OPERATING TEMPERATURE: -20°C TO +130°C
 2.4 DIELECTRIC WITHSTANDING VOLTAGE: LESS THAN 2 MILLIAMPS CURRENT LEAKAGE @ 2500 VOLTS AC.
 2.5 DEGREE OF PROTECTION: IP67 (MATED CONDITION)
 2.6 DEGREE OF POLLUTION: 3 PER UL840
 2.7 OVERVOLTAGE CATEGORY: III PER UL840
 2.8 MATING CYCLE DURABILITY: >500 CYCLES
 2.9 RoHS COMPLIANT
- ALL DIMENSIONS ARE FOR REFERENCE USE ONLY.

Item	Part number	Connector P/N	Cable OD Range
1	MA5CAP1600-S1-KIT	MA5CAP1600-S1	4.5~7.5 mm
2	MA5CAP1600-S2-KIT	MA5CAP1600-S2	7.5~11.0 mm
3	MA5CAP1600-S3-KIT	MA5CAP1600-S3	11.0~15.0 mm

16	SC000146	CONTACT, PIN, Ø1.0mm ,Crimp 28~24AWG	3
16	SC000035	CONTACT, PIN, Ø1.0mm, Crimp 22~18AWG	2
1	MA5CAP1600-Sx	CONNECTOR	1
QUANTITY	PART NUMBER	DESCRIPTION	ITEM

MATERIALS LIST			
UNLESS OTHERWISE SPECIFIED 1) All dimensions are in metric(mm). 2) Tolerances are as follows: 1 PL DEC ±0.30 2 PL DEC ±0.15 3 PL DEC ±0.08 Fractions ±1/64 Angles ±1° 3) Note reference = X		SIGNATURES DATE DRAWN: White Aug.08,2018 CHECKED: Tod Aug.08,2018 ENGINEER: APPROVAL: Tommy Aug.08,2018	
MATERIAL SPECIFICATIONS:		CUSTOMER:	
PROCESS SPECIFICATIONS:		THIS DRAWING IS SUPPLIED FOR INFORMATION ONLY. DESIGN FEATURES, SPECIFICATIONS AND PERFORMANCE DATA SHOWN HEREON ARE THE PROPERTY OF THE AMPHENOL CORPORATION. NO RIGHTS OF REPRODUCTION ARE IMPLIED. ALL DIMENSIONS ARE SUBJECT TO NORMAL MANUFACTURING VARIATIONS.	
NEXT ASSY:		SCALE: NONE	
		<div style="text-align: center;"> <h1>Amphenol</h1> <p>Sine Systems - www.amphenol-sine.com 44724 Morley Drive Clinton Township, MI 48036</p> </div>	
KIT,M23A,PLUG,STR,16P,E TYPE, CHECKMATE			
SIZE	TYPE	DWG NO:	REVISION
B	C-	MA5CAP1600-Sx-KIT	A1
SHEET 1 OF 1			

TITLE: KIT,M23A,PLUG,STR,16P TYPE, CHECKMATE

DWG NO: MA5CAP1600-Sx-KIT

REV: A1

SH: 1

OF: 1