

Features

- Formerly J. W. Miller® model
- Power rating: 6 watts
- Operating frequency: 60 KHz ±25 %
- Tape and reel packaging
- RoHS compliant*

This series is currently available, but not recommended for new designs.

Applications

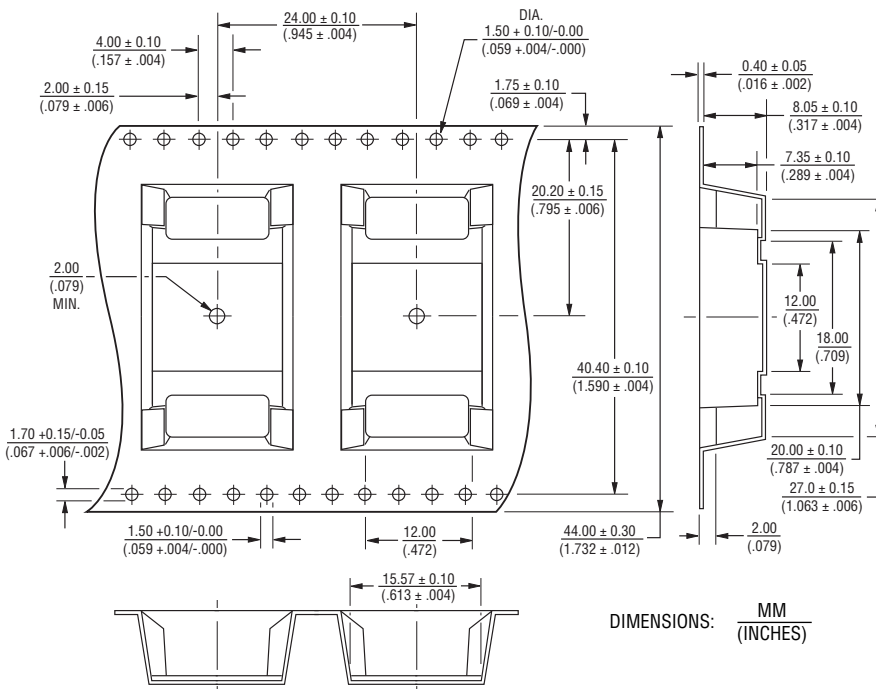
- LCD flat panel displays
- Notebook / palmtop computers
- Portable instruments
- Retail terminals

PM61300 Series - SMD CCFL Transformer

Electrical Specifications

Bourns Part No.	PRIMARY			SECONDARY			Turns Ratio
	L ±10 % @ 10 KHz (μH)	DCR Max. (Ω)	Voltage (V)	DCR Max. (Ω)	Voltage (V)	Irms (mA)	
PM61300-1-RC	44	0.61	25	132	1300	70	50
PM61300-2-RC	44	0.82	20	175	1300	70	67
PM61300-3-RC	27	1.10	15	175	1300	70	86
PM61300-4-RC	20	1.88	13	175	1300	70	100
PM61300-5-RC	20	2.34	10.5	290	1300	70	125

Packaging Specifications



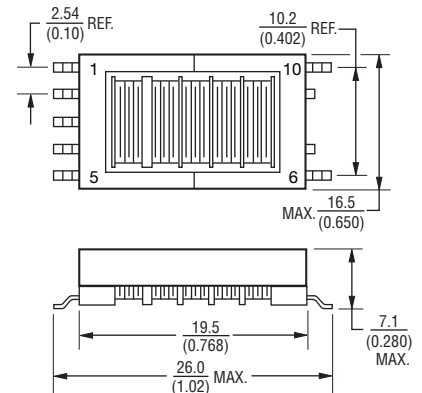
General Specifications

Operating Temperature -40 °C to +105 °C
 Storage Temperature -40 °C to +105 °C
 Soldering 245 °C, 5 seconds max.
 Dielectric Strength 1500 Vrms between windings

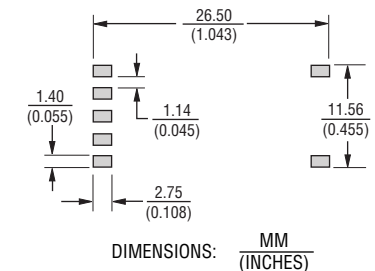
Materials

Core Ferrite
 Wire Polyester-coated copper
 Terminal Coating Sn
 Packaging 250 pcs. per 17-inch reel

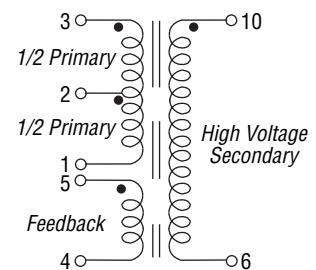
Product Dimensions



Recommended Pad Layout



Schematic



REV. 01/15

*RoHS Directive 2002/95/EC Jan. 27, 2003 including annex and RoHS Recast 2011/65/EU June 8, 2011. Specifications are subject to change without notice.

The device characteristics and parameters in this data sheet can and do vary in different applications and actual device performance may vary over time. Users should verify actual device performance in their specific applications.