




TE Internal #: 5645522-1
 Pin Sockets, Socket Length 6.6 mm [.26 in], PCB Hole Diameter .071 in [1.8 mm], Cable-to-Board, Sealable, Power & Signal, -85 – 257 °F [-65 – 125 °C]

[View on TE.com >](#)

Connectors > Socket Connectors > Pin Sockets



Socket Length: **6.6 mm** [.26 in]
 PCB Hole Diameter: **1.8 mm** [.071 in]
 Mating Pin Diameter Range: **.86 – 1.04 mm** [.034 – .041 in]
 Connector System: **Cable-to-Board**
 Sealable: **Yes**

Features

Product Type Features

Connector System	Cable-to-Board
Sealable	Yes
Connector & Contact Terminates To	Printed Circuit Board

Contact Features

Contact Current Rating (Max)	6.5 A
------------------------------	-------

Termination Features

Termination Method to Printed Circuit Board	Through Hole - Press-Fit
Termination Method to Wire & Cable	Solder

Dimensions

Socket Length	6.6 mm [.26 in]
PCB Hole Diameter	1.8 mm [.071 in]
Mating Pin Diameter Range	.86 – 1.04 mm [.034 – .041 in]

Usage Conditions

Operating Temperature Range	-65 – 125 °C [-85 – 257 °F]
-----------------------------	-----------------------------



Operation/Application

Solder Process Feature	Anti-Flux
Circuit Application	Power & Signal

Product Compliance

[For compliance documentation, visit the product page on TE.com>](#)

EU RoHS Directive 2011/65/EU	Compliant
EU ELV Directive 2000/53/EC	Compliant
China RoHS 2 Directive MIIT Order No 32, 2016	No Restricted Materials Above Threshold
EU REACH Regulation (EC) No. 1907/2006	Current ECHA Candidate List: JUNE 2023 (235) Candidate List Declared Against: JUNE 2023 (235) Does not contain REACH SVHC
Halogen Content	Low Halogen - Br, Cl, F, I < 900 ppm per homogenous material. Also BFR/CFR/PVC Free
Solder Process Capability	Pin-in-Paste capable to 260°C

Product Compliance Disclaimer

This information is provided based on reasonable inquiry of our suppliers and represents our current actual knowledge based on the information they provided. This information is subject to change. The part numbers that TE has identified as EU RoHS compliant have a maximum concentration of 0.1% by weight in homogenous materials for lead, hexavalent chromium, mercury, PBB, PBDE, DBP, BBP, DEHP, DIBP, and 0.01% for cadmium, or qualify for an exemption to these limits as defined in the Annexes of Directive 2011/65/EU (RoHS2). Finished electrical and electronic equipment products will be CE marked as required by Directive 2011/65/EU. Components may not be CE marked. Additionally, the part numbers that TE has identified as EU ELV compliant have a maximum concentration of 0.1% by weight in homogenous materials for lead, hexavalent chromium, and mercury, and 0.01% for cadmium, or qualify for an exemption to these limits as defined in the Annexes of Directive 2000/53/EC (ELV). Regarding the REACH Regulation, the information TE provides on SVHC in articles for this part number is based on the latest European Chemicals Agency (ECHA) 'Guidance on requirements for substances in articles' posted at this URL: <https://echa.europa.eu/guidance-documents/guidance-on-reach>

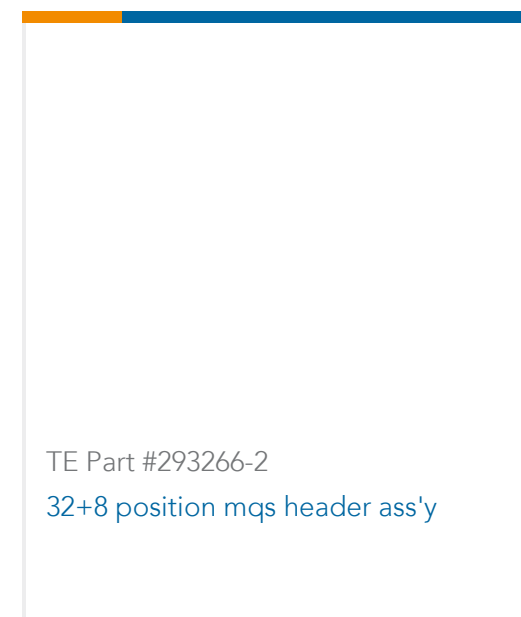
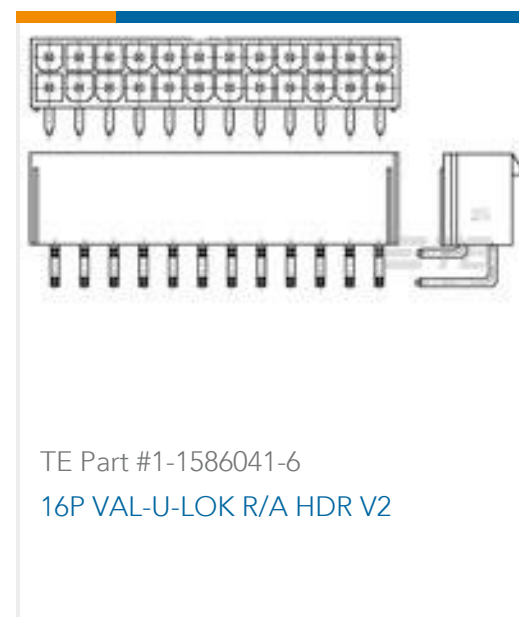
Customers Also Bought

TE Part #282105-1
AMP SUPERSEAL 1.5 SERIES 3P CA

TE Part #292250-3
CT P/HDR BOX H ASSY 3P W/KINK

TE Part #3-794618-4
04P MICRO MNL ASSY R/A HDR LF

TE Part #1571999-6
ADP0404=PIANO DIP SWITCH



Documents

Product Drawings

[MSS, SER 4, W/SEAL,SN-SN,STRIP](#)

English

CAD Files

[3D PDF](#)

3D

Customer View Model

[ENG_CVM_CVM_5645522-1_O.2d_dxf.zip](#)

English

Customer View Model

[ENG_CVM_CVM_5645522-1_O.3d_igs.zip](#)

English

Customer View Model

[ENG_CVM_CVM_5645522-1_O.3d_stp.zip](#)

English

By downloading the CAD file I accept and agree to the [Terms and Conditions](#) of use.

Product Specifications

[Product Specification](#)

English