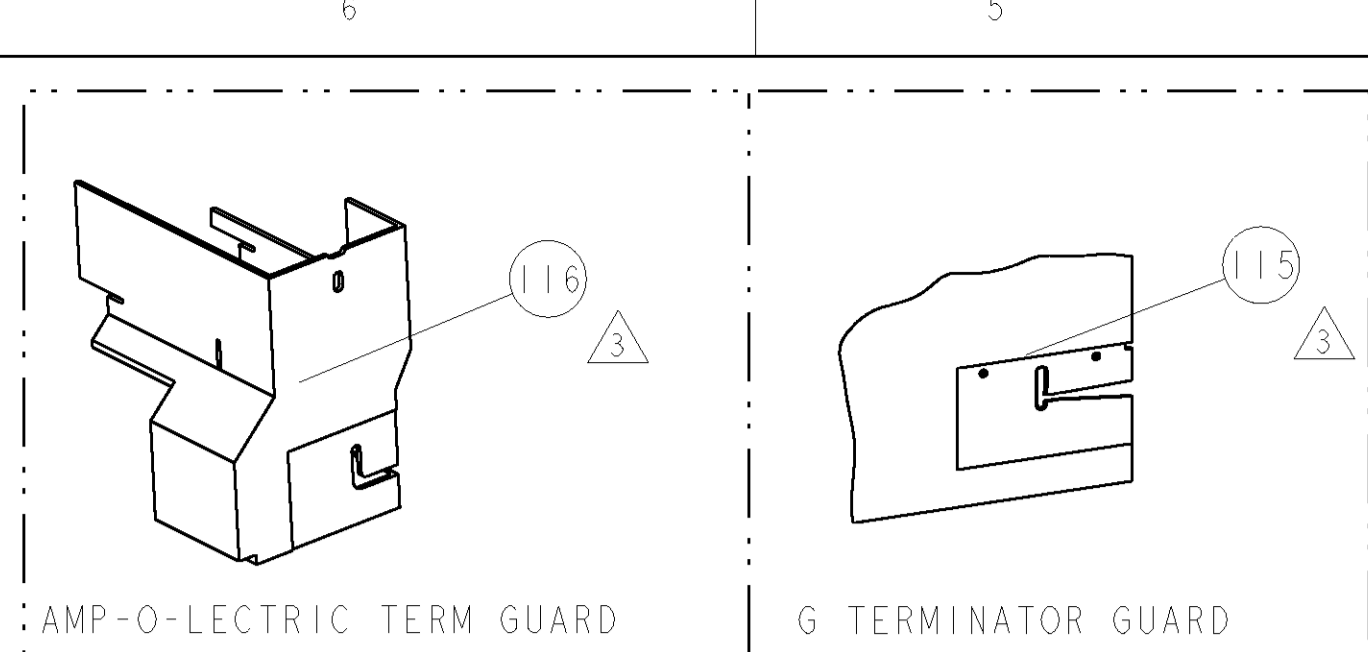
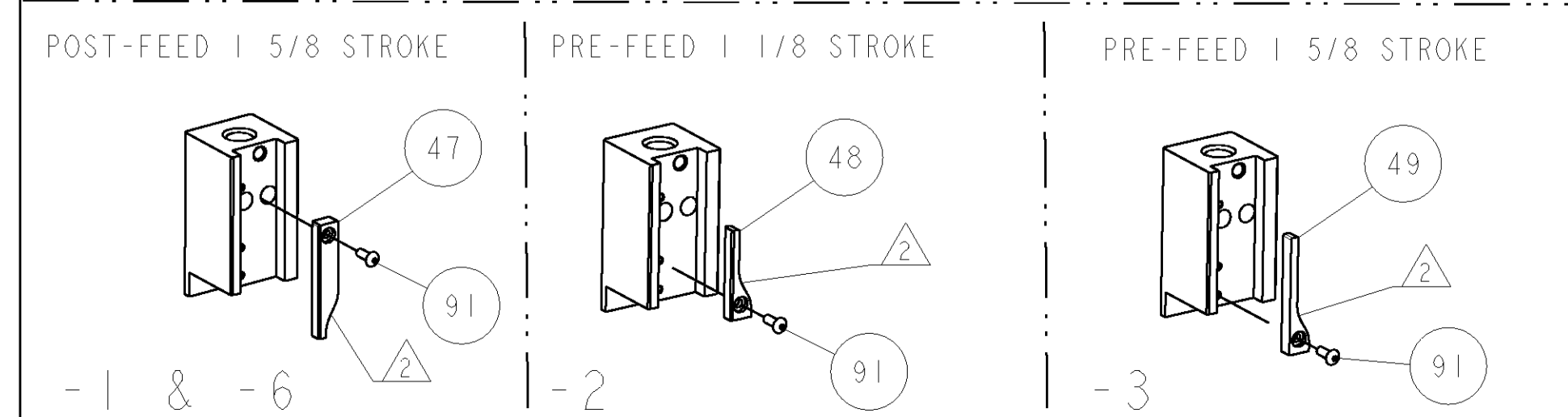
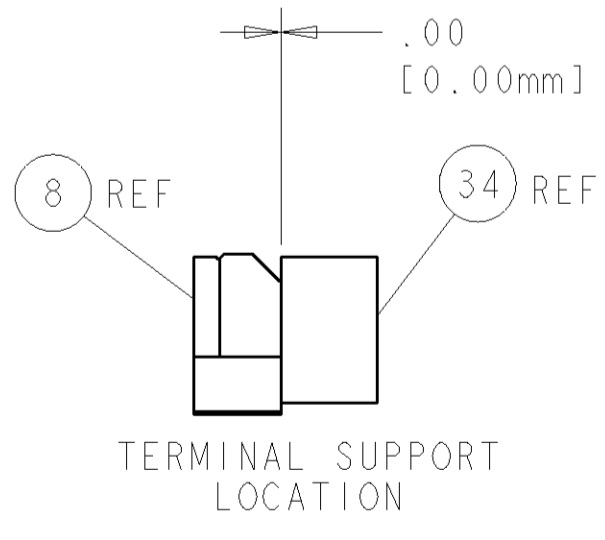
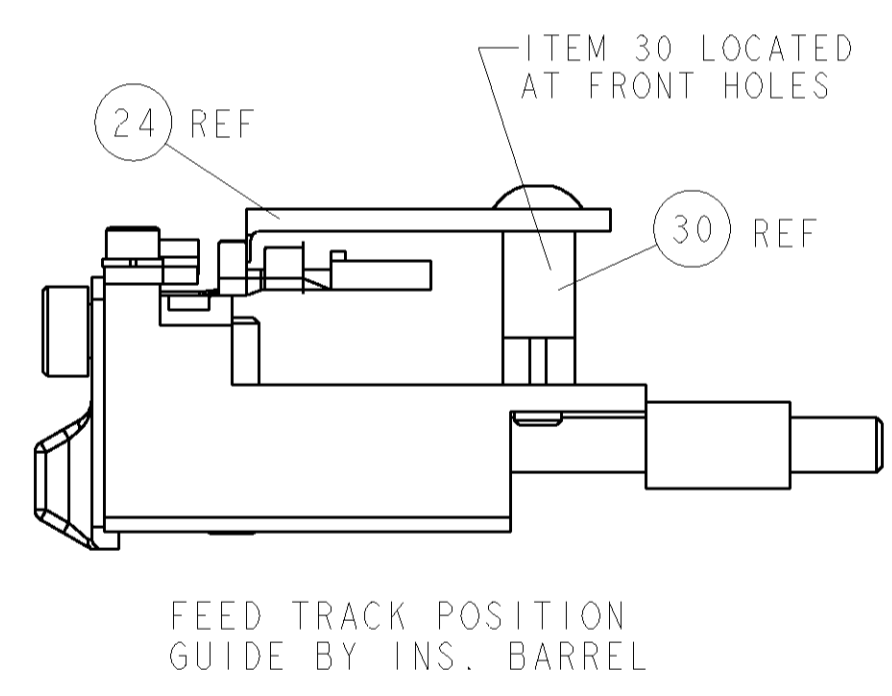
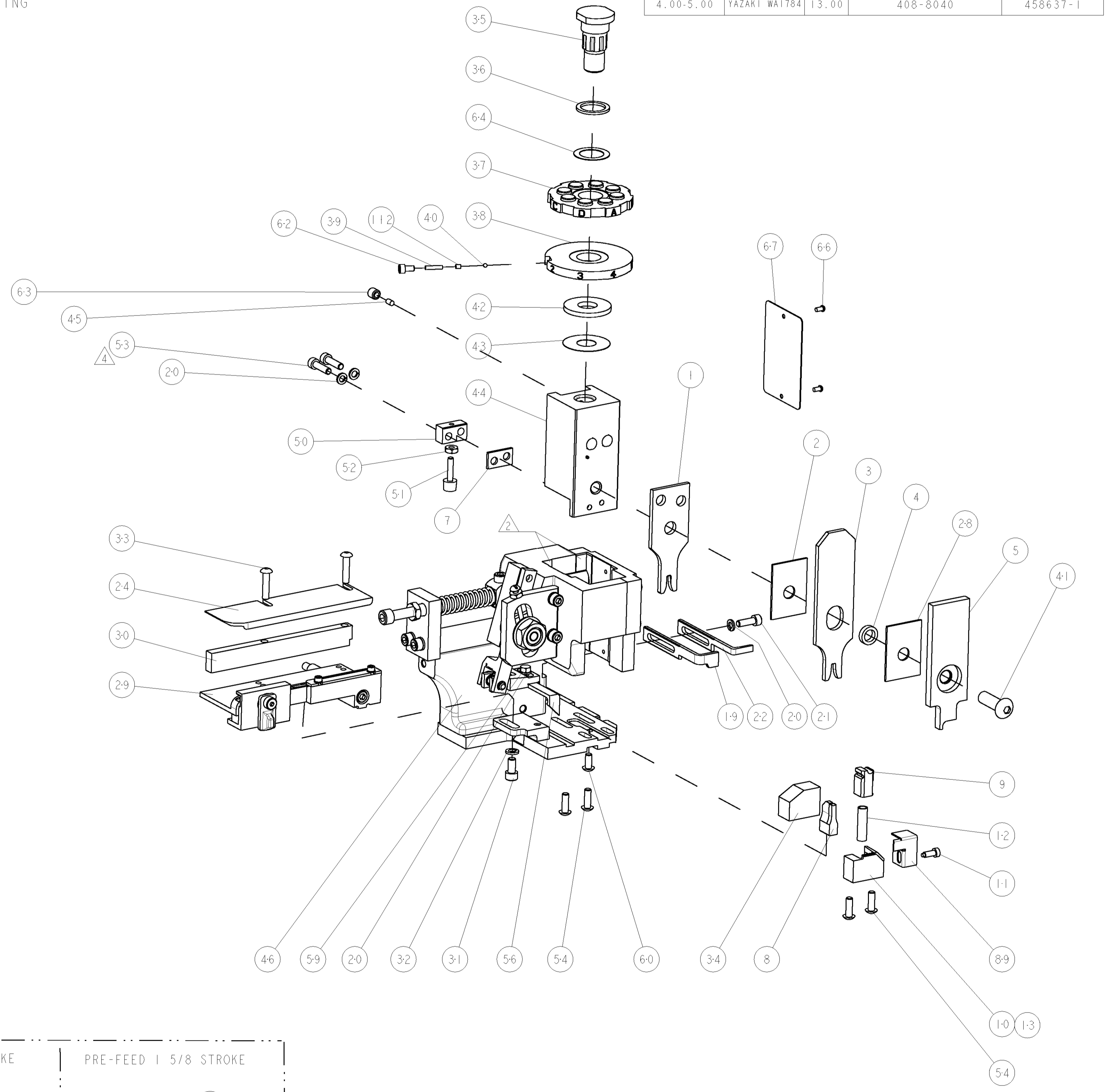
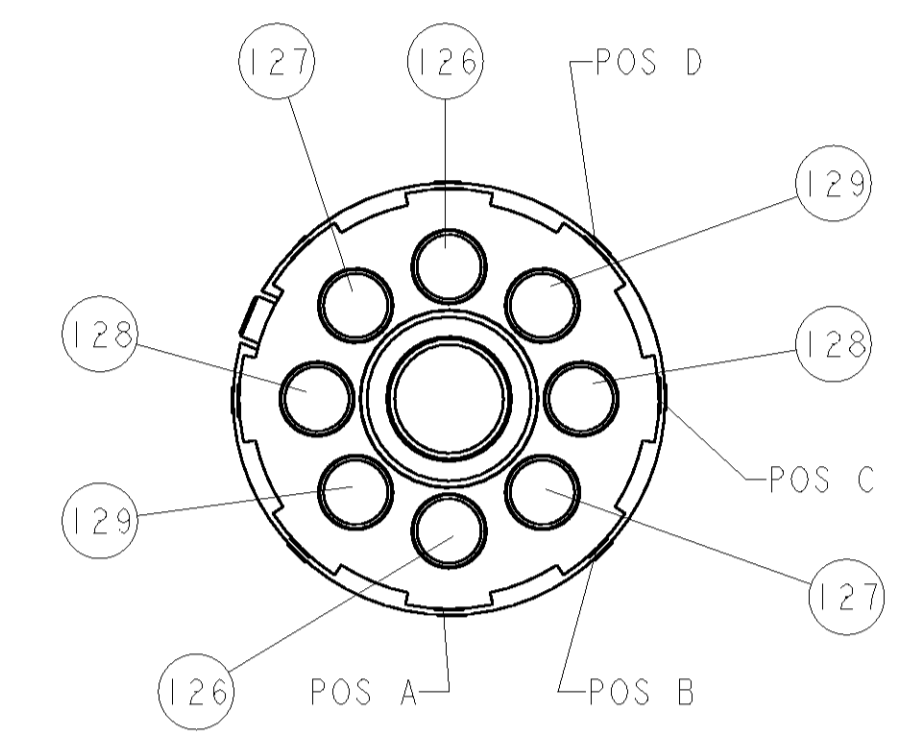


PART NUMBER	REV	FIRST USED	POWER UNIT	FEED TYPE	DESCRIPTION
1852805-1	A	122500-1	LEADMAKER	POST FEED	CUTS CARRIER
1852805-2	A	565435-5	BENCH MODEL K	PRE FEED	CUTS CARRIER
1852805-3	A	354500-1	BENCH MODEL G	PRE FEED	CUTS CARRIER
1852805-6	A	122500-1	LEADMAKER	POST FEED	CONTINUOUS CARRIER
7-1852805-7	A	-	-	-	SPARE PARTS



TE PN		YAZAKI		YAZAKI TERMINAL - YAZAKI CRIMP SPECS	
1949862	7116-1231				
		PAD LTR	CRIMP HEIGHT	WIRE SIZE	
-	-	A	1.55mm±.05/-0.06 [1+.002/-0.002]	2mm ²	
-	-	B	1.45mm±.05/-0.05 [1.057+.002/-0.002]	1.25mm ²	
-	-	C	1.40mm±.05/-0.05 [1.055+.002/-0.002]	1mm ²	
-	-	D	1.35mm±.05/-0.05 [1.053+.002/-0.002]	0.85mm ²	
		CRIMP	SIZE	TYPE	RANGE
-	-	WIRE	2.74mm [1.08]	F	0.85-2.0 mm ²
-	-	INSUL	3.30mm [1.30]	F	1.7-2.8mm
WIRE STRIP LENGTH	TERM APPL SPEC	FEED	APPLICATOR INSTRUCTIONS	SET UP GAGE	
4.00-5.00	YAZAKI WA1784	13.00	408-8040	458637-1	

- △ RECOMMENDED SPARE PARTS
- △ GREASE LIGHTLY
- △ GUARD MUST BE IN PLACE WHEN OPERATING APPLICATOR IN A BENCH MACHINE
- △ GRIND TO LENGTH AT ASSY.



LOC	DIST	REV	DESCRIPTION	DATE	DRW	APPR
A	66	1	PRELIMINARY	24DEC2008	RS	SX
		A	RELEASED	20JAN2009	MEH	TE

QTY	LOC	DIST	REV	DESCRIPTION	DATE	DRW	APPR
- 2	2	2	2	- 2-354779-4	PIN, WIRE DISC, .3110		129
- 2	2	2	2	- 1-354779-9	PIN, WIRE DISC, .3085		128
- 2	2	2	2	- 1-354779-5	PIN, WIRE DISC, .3065		127
- 2	2	2	2	- 354779-7	PIN, WIRE DISC, .3025		126
-	-	-	REF	455749-1	GUARD WINDOW		116
-	-	-	REF	679532-1	INSERT, GUARD		115
-	1	1	1	- 690603-1	SPRING ASSIST AMP-O-MATOR APPLICATOR		112
-	1	1	1	- 1-21002-7	SCR, BTN SKT HD CAP 6-32 X .375		91
-	1	1	1	- 318563-1	GUARD, FRONT CHIP		89
-	1	1	1	- 4088040	SF APPL INST 408-8040		72
-	1	1	1	- 217238-1	GENERAL INSTRUCTION PKG		71
-	1	1	1	- 461264-1	PLATE, IDENTIFICATION		67
-	2	2	2	- 21017-2	SCREW, DRIVE		66
-	1	1	1	- 986950-1	WASHER, FLAT PRECISION		64
-	1	1	1	- 21009-2	SCR, SET, SELF LOCKING 1/4-20 X .250		63
-	1	1	1	- 23030-1	SCR, SKT HD CAP 6-32 X .25		62
-	1	1	1	- 22733-8	SCR, BHSC, SELF-LOCKING, 8-32 X .375		60
-	1	1	1	- 2-22603-0	SCR, HEX HD CAP 8-32 X .312		59
-	1	1	1	- 458537-2	PAWL, FEED		56
-	4	4	4	- 2-21002-2	SCR, BTN SKT HD CAP 8-32 X .500		54
-	2	2	2	- 2-21000-8	SCR, SKT HD CAP 8-32 X .625		53
-	1	1	1	- 21018-5	NUT, HEX, REG 6-32		52
-	1	1	1	- 811242-2	BUMPER, HOLD DOWN		51
-	1	1	1	- 690753-1	SPACER, TONKER		50
-	-	-	-	690602-6	CAM, PRE FEED, 1 5/8		49
-	-	-	-	690602-5	CAM, PRE FEED, 1 1/8		48
-	1	-	-	690501-4	CAM, POST-FEED 1 5/8		47
-	1	1	1	- 459456-1	APPL. BASIC SUB ASSY (SIDE WISE MOCA)		46
-	1	1	1	- 690191-1	PLUG, NYLON		45
-	1	1	1	- 455673-1	RAM, SIDE FEED		44
-	1	1	1	- 690125-1	SHIM SUB-ASSY		43
-	1	1	1	- 690124-1	WASHER, RAM (.115)		42
-	1	1	1	- 7-21002-9	SCR, BTN SKT HD CAP 5/16-24 X 1.00		41
-	1	1	1	- 23241-6	BALL, STEEL		40
-	1	1	1	- 690170-1	SPRING, COMPRESSION		39
-	1	1	1	- 1-690142-2	DISC, INSULATION		38
-	1	1	1	- 354777-1	WIRE DISC, ASSEMBLY		37
-	1	1	1	- 22480-5	SPRING, COMPRESSION		36
-	1	1	1	- 690212-1	POST, RAM		35
-	1	1	1	- 690786-3	TERMINAL SUPPORT		34
-	2	2	2	- 2-21002-4	SCR, BTN SKT HD CAP 8-32 X .750		33
-	1	1	1	- 21024-5	WASHER, SPRG LOCK, REG NO 10		32
-	1	1	1	- 3-21000-4	SCR, SKT HD CAP 10-32 X .375		31
-	1	1	1	- 1320908-2	SPACER, STRIP GUIDE		30
-	1	1	1	- 1633091-1	ASSEMBLY, STRIP GUIDE		29
-	1	1	1	- 1-455888-0	SPACER, CRIMPER		28
-	1	1	1	- 1320928-1	PLATE, STRIP GUIDE		24
-	1	-	-	690472-2	STRIPPER		22
-	1	1	1	- 2-21000-7	SCR, SKT HD CAP 8-32 X .500		21
-	4	4	4	- 21024-4	WASHER, SPRG LOCK, REG NO 8		20
-	-	-	-	691353-1	STRIPPER		19
-	-	-	-	679625-1	SHEAR HOLDER, FRONT (NO CUT)		13
-	1	1	1	- 3-22280-3	SPRING, COMPRESSION		12
-	1	1	1	- 690461-1	STOP, SHEAR		11
-	-	-	-	690459-1	SHEAR HOLDER, FRONT		10
-	1	1	1	- 1-462006-6	FLOATING SHEAR, FRONT		9
1	1	1	1	- 9-1633535-4	ANVIL, COMBINATION		8
-	1	1	1	- 3-240641-3	SPACER		7
-	-	-	-	-	-		6
-	1	1	1	- 2-455889-0	DEPRESSOR, SHEAR		5
-	1	1	1	- 2-238011-1	BLOCK, CRIMPER SPACER		4
1	1	1	1	- 6-456134-4	CRIMPER, INSULATION F PREMIUM		3
-	1	1	1	- 1-455888-0	SPACER, CRIMPER		2
1	1	1	1	- 5-1633588-8	CRIMPER, WIRE		1

DIMENSIONS: INCHES		TOLERANCES UNLESS OTHERWISE SPECIFIED:		DWN: R. SHEN 24DEC2008		CHK: M. HERR 30DEC2008		APPR: N. DEMING 30DEC2008		NAME: SIDE FEED HDM APPLICATOR	
0 PLC	±	1 PLC	±0.1	2 PLC	±0.01	3 PLC	±0.001	4 PLC	±0.0001	ANGLES	±0.0001
MATERIAL:		FINISH:		WEIGHT:		SIZE: A1		CAGE CODE: 00779		DRAWING NO: 1852805	
CUSTOMER DRAWING		SCALE: 3:5		SHEET: 1		OF: 1		REV: A		RESTRICTED TO:	

CUSTOMER VIEWABLE ASSEMBLY