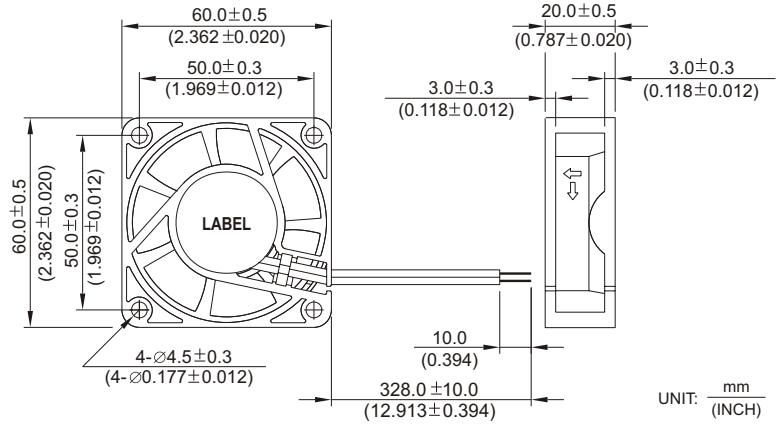


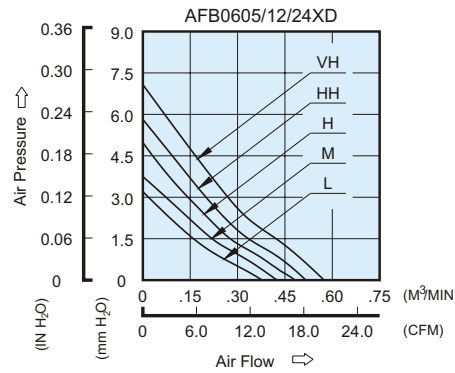
# AFB 60 x 60 x 20 MM SERIES

## DIMENSIONS DRAWING

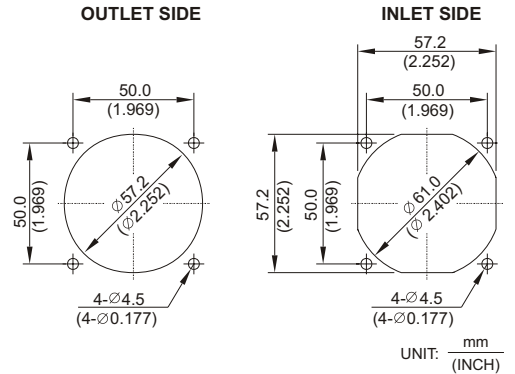


- \* Bearing Type  
Ball Bearings
- \* Material  
Impeller & Frame : Plastic (UL 94V-0)
- \* Lead Wires :  
UL 1007 AWG #24 Or Equivalent  
Red Wire Positive (+)  
Black Wire Negative (-)
- \* Weight : 62g (2.19 oz)
- \* Rib Type Only

## P & Q CURVE (AT RATED VOLTAGE)



## MOUNTING PANEL CUTOUT



MODEL		Rated Voltage	Operating Voltage Range	Rated Current	Rated Input Power	Speed	Maximum Air Flow		Maximum Air Pressure		Noise
PART NO.	FUNCTION	VDC	VDC	Amp	Watt	R.P.M.	m <sup>3</sup> /min	CFM	mmH <sub>2</sub> O	IN H <sub>2</sub> O	dB-A
AFB0605LD	/ -F00	5	4.5 to 5.5	0.14	0.70	3200	0.370	13.06	3.03	0.119	24.0
AFB0612LD	-R00 / -F00	12	7.0 to 13.8	0.07	0.84						
AFB0624LD	-R00 / -F00	24	14.0 to 27.6	0.03	0.72						
AFB0605MD	/ -F00	5	4.5 to 5.5	0.19	0.95	3600	0.420	14.83	3.83	0.151	26.0
AFB0612MD	-R00 / -F00	12	7.0 to 13.8	0.09	1.08						
AFB0624MD	-R00 / -F00	24	14.0 to 27.6	0.04	0.96						
AFB0605HD	/ -F00	5	4.5 to 5.5	0.24	1.20	4000	0.470	16.60	4.80	0.189	28.0
AFB0612HD	-R00 / -F00	12	7.0 to 13.8	0.11	1.32						
AFB0624HD	-R00 / -F00	24	14.0 to 27.6	0.05	1.20						
AFB0605HHD	/ -F00	5	4.5 to 5.5	0.33	1.65	4400	0.520	18.36	5.81	0.229	31.0
AFB0612HHD	-R00 / -F00	12	7.0 to 13.8	0.15	1.80						
AFB0624HHD	-R00 / -F00	24	14.0 to 27.6	0.07	1.68						
AFB0612VHD	-R00 / -F00	12	7.0 to 13.8	0.18	2.16	4800	0.560	19.78	7.00	0.275	33.0
AFB0624VHD	-R00 / -F00	24	14.0 to 27.6	0.09	2.16						

\* Function type is optional.  
 \* The max. air flow and the speed are measured in free air ; max. air pressure is measured at zero air flow.  
 \* Noise is measured in anechoic chamber in free air, one meter from intake side.  
 \* All readings are typical values at rated voltage.  
 \* Specifications are subject to change without notice.