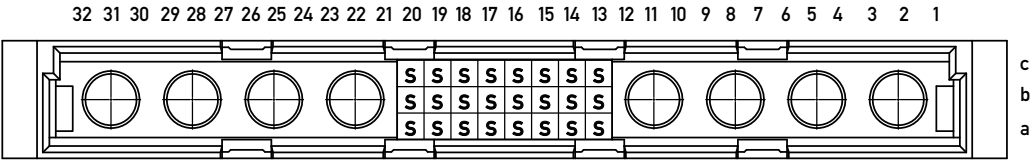
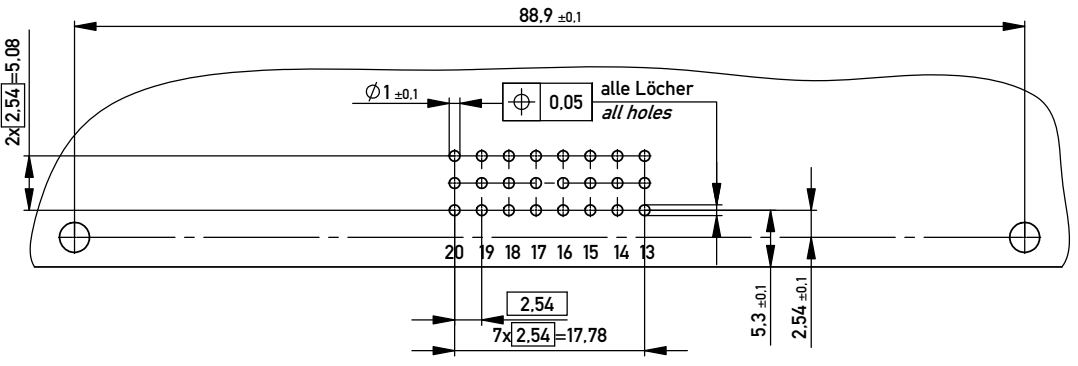


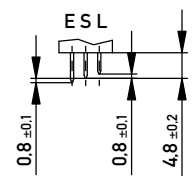
Bestückungsplan / contact layout



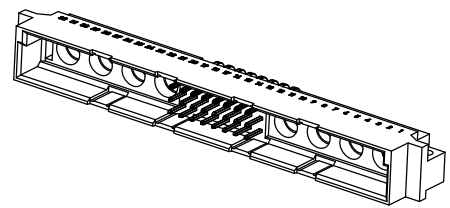
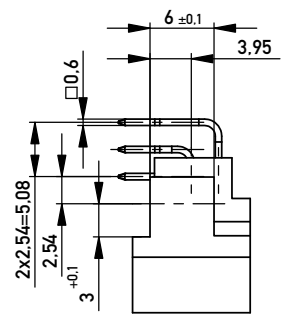
Leiterplatten-Lochbild / PCB drillhole pattern



Stecklänge / mating length



- E = early mate, late break / voreilend
- S = standard
- L = late mate, early break / nacheilend



Lötanschluss 0,6x0,6mm / solder terminal 0,6x0,6mm  
 Isolierwerkstoff / housing material : PBT GF 30  
 Bauart 4 / type 4  
 Anforderungsstufe 1 = 500 Steckzyklen / performance class 1 = 500 mating cycles  
 Fehlende Maße und Angaben nach IEC 60 603-2 / DIN EN 60 603-2  
 Missing information and dimensions per IEC 60 603-2 / DIN EN 60 603-2

Bedruckung siehe Zeichnung 294905  
 Marking see drawing 294905

Information:  All rights reserved. Only for Information. To ensure that this is the latest version of this drawing, please contact one of the ERNI companies before using.	Tolerances	 All Dimensions in mm	Scale	2:1
	Subject to modification without prior notice. Drawing will not be updated.		Designation	
www.ERNI.com		<b>Messerleiste M 24-8 Löt</b> <b>Male Connector 24-8 solder</b>		
28.04.2010 Date		<b>374144</b>		I A3
Index		Class		
		STVM		

Copyright by ERNI GmbH.  
 Proprietary notice pursuant to ISO 16106 to be observed.