


IB ST 24 DO 8/3-2A

Order No.: 2754891

The illustration shows version IB ST 24 BDO 8/3

<http://eshop.phoenixcontact.de/phoenix/treeViewClick.do?UID=2754891>

INTERBUS-ST digital output module, 8 outputs, 24 V DC, 2 A, 3-wire connection method, IP20 protection, comprising: terminal part with screw connection and electronics module

Commercial data	
GTIN (EAN)	 4 017918 063382
sales group	K401
Pack	1 pcs.
Customs tariff	85389091
Catalog page information	Page 339 (AX-2009)

Product notes

WEEE/RoHS-compliant since:
12/08/2009



<http://www.download.phoenixcontact.com>
Please note that the data given here has been taken from the online catalog. For comprehensive information and data, please refer to the user documentation. The General Terms and Conditions of Use apply to Internet downloads.

Product description

INTERBUS ST digital output modules

The digital INTERBUS output modules are designed for the connection of digital actuators, such as electromechanical valves, contactors or lamps.

In addition to the standard IB ST 24 BDO modules, the range is rounded off by modules with extended functionality.

The scope of functions provided by the standard models covers the majority of applications. On top of this, several modules provide additional electronic functions, such as:

- Output channels in up to four electrically isolated groups
- Separate electronic short-circuit protection for each output channel
- Higher output current, which are needed in individual applications.

All the typical advantages of INTERBUS-ST handling, such as multi-wire connection methods and plug-in electronics are provided by both product lines.

Technical data

Interface

Fieldbus system	Lokalbus
Name	ST local bus
Type of connection	ST local bus connector

Digital outputs

Output name	Digital outputs
Type of connection	Screw connection
Connection method	3-conductor
Number of outputs	8
Protective circuit	Short-circuit protection Electronic
Maximum output current per channel	2 A
Maximum output current per module / terminal block	10 A
Maximum output current per group	5 A

Power supply for module electronics

Supply voltage	24 V DC
Supply voltage range	20 V DC ... 30 V DC (including ripple)
Ripple	3.6 V _{pp} within the allowable voltage range
Current consumption	100 mA
Communications power U _L	9 V DC
Current consumption	max. 100 mA

General data

Width	118 mm
Height	117 mm
Depth	116 mm

Weight	770 g
Mounting type	DIN rail
Ambient temperature (operation)	0 °C ... 55 °C
Ambient temperature (storage/transport)	-20 °C ... 70 °C
Permissible humidity (operation)	75 % (no condensation)
Permissible humidity (storage/transport)	95 % (no condensation)
Air pressure (operation)	86 kPa ... 108 kPa (1500 m above sea level)
Air pressure (storage/transport)	66 kPa ... 108 kPa (3500 m above sea level)
Degree of protection	IP20
Protection class	III, IEC 61140, EN 61140, VDE 0140-1

Certificates / Approvals



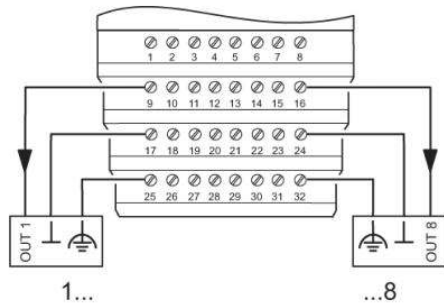
Certification CUL, GOST, UL

Accessories

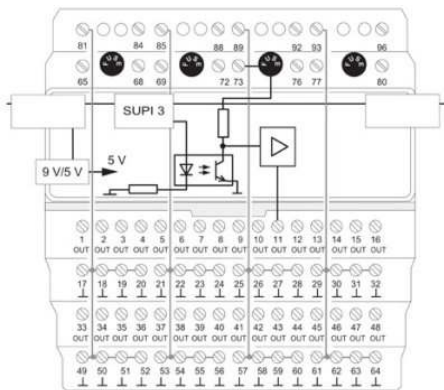
Item	Designation	Description
Bridges		
2836269	EB 84 IB ST BU	Insertion bridges, divisible, isolated comb spine, color blue, 84-pos.
2836272	EB 84 IB ST RD	Insertion bridges, divisible, isolated comb spine, color red, 84-pos.
Cable/conductor		
2836492	IB ST LBC	Spare local bus cable, for INTERBUS-ST modules
Fuse		
2767383	IBS TR5 5AT	Replacement fuse, for INTERBUS-ST modules
Replacement module electronics		
2754972	IB STME 24 DO 8/3-2A	Replacement module electronics for IB ST (ZF) 24 BDO 8/3-2 A

Diagrams/Drawings

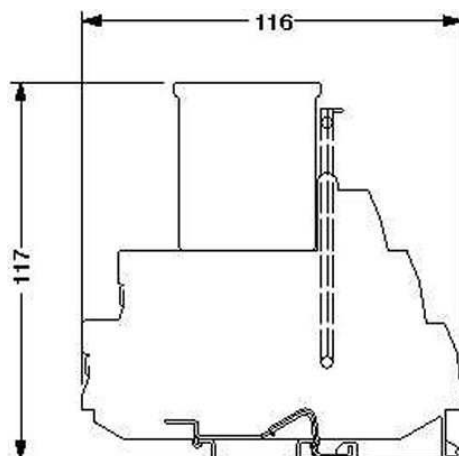
Connection diagram



Block diagram



Dimensioned drawing



Address

PHOENIX CONTACT Deutschland GmbH
Flachmarktstr. 8
32825 Blomberg, Germany
Phone +49 5235 3 12000
Fax +49 5235 3 41200
<http://www.phoenixcontact.de>



© 2011 Phoenix Contact
Technical modifications reserved;