

PATENT NUMBERS

5713755
5961339

BKS-1XX-01-XX-V-X-X-XX

DO NOT SCALE FROM THIS PRINT

PACKAGING

BLANK: TUBES (SEE NOTES 9, 10)
-TR: TAPE & REEL (SEE NOTES 10 & 11)
-FR: FULL REEL QTY TAPE & REEL (SEE NOTES 10 & 11)

PICK & PLACE OPTION

-P: PICK & PLACE PAD, USE LMP-03 (SEE FIG 3, SHEET 2) (AVAILABLE ON POSITIONS -13 THRU -69 ONLY)

OPTION

-A: ALIGNMENT PIN, USE SM-A5 (SEE FIG 2, SHEET 2) (MINIMUM 11 POSITIONS)

STYLE

-V: VERTICAL

No OF POSITIONS

-07 THRU -69
*SEE NOTE 7

BODY SPEC

-01: .087 OVERALL HEIGHT [2.21]

PLATING SPEC

-L: 10µ" LIGHT SELECTIVE GOLD IN CONTACT AREA MATTE TIN ON TAIL
-F: 3µ" FLASH SELECTIVE GOLD IN CONTACT AREA MATTE TIN ON TAIL
-LM: 10µ" LIGHT SELECTIVE GOLD IN CONTACT AREA MATTE TIN ON TAIL
-FM: 3µ" FLASH SELECTIVE GOLD IN CONTACT AREA MATTE TIN ON TAIL

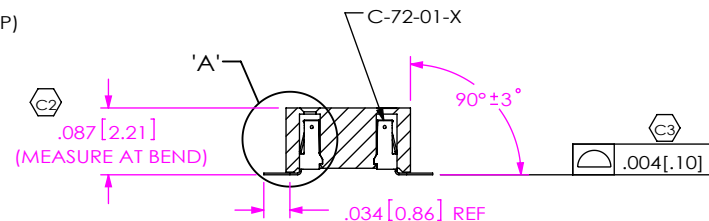
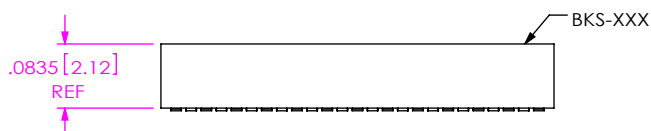
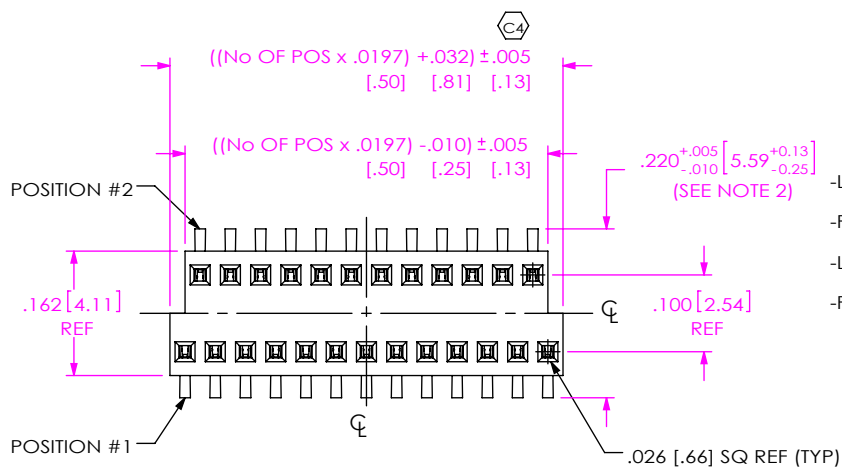
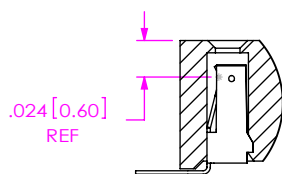
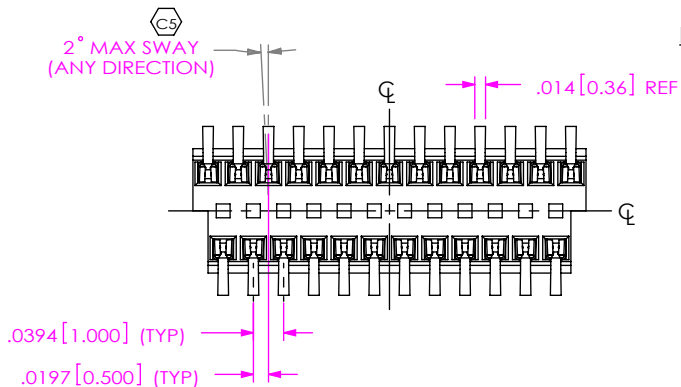
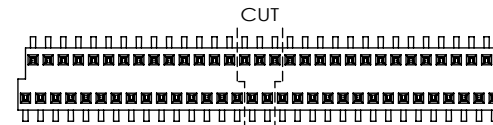


FIG 1



DETAIL 'A' SCALE 8:1

CUT IN-PROCESS VIEW
(FIVE POSITIONS WILL BE LOST FOR EVERY CUT MADE)



NOTES:

- ⊕ REPRESENTS CRITICAL DIMENSION.
- SHEAR TAILS TO DIMENSION SHOWN.
- DO NOT CHECK, FOR CUSTOMER REFERENCE ONLY.
- MAX CUT FLASH: .010 [.25] AWAY FROM PCB.
- DIMENSIONS TO BE SYMMETRIC ABOUT CENTER LINE.
- BURR ALLOWANCE: .003 [.08] MAX., AND .006 [.15] IF AWAY FROM THE PCB.
- 7 POSITION PARTS AVAILABLE IN -TR ONLY.
- MINIMUM CONTACT RETENTION: 7 OUNCES.
- TUBES ARE STANDARD PACKAGING.
- ORDERS WILL BE PACKAGED ACCORDING TO THE SAMTEC PACKAGING EFFICIENCY STANDARDS (SPES) FOUND ON WWW.SAMTEC.COM.
- ATTACH LABEL TO EACH REEL.

UNLESS OTHERWISE SPECIFIED, DIMENSIONS ARE IN INCHES.

TOLERANCES ARE:
 DECIMALS ANGLES
 .X: ±.1 [2.54]
 .XX: ±.01 [.25]
 .XXX: ±.005 [1.27]
 .XXXX: ±.0020 [.051]

PROPRIETARY NOTE

THIS DOCUMENT CONTAINS CONFIDENTIAL AND PROPRIETARY INFORMATION AND ALL DESIGN, MANUFACTURING, REPRODUCTION, USE, PATENT RIGHTS AND SALES RIGHTS ARE EXPRESSLY RESERVED BY SAMTEC, INC. THIS DOCUMENT SHALL NOT BE DISCLOSED, IN WHOLE OR PART, TO ANY UNAUTHORIZED PERSON OR ENTITY NOR REPRODUCED, TRANSFERRED OR INCORPORATED IN ANY OTHER PROJECT IN ANY MANNER WITHOUT THE EXPRESS WRITTEN CONSENT OF SAMTEC, INC.

MATERIAL: DO NOT SCALE DRAWING SHEET SCALE: 2:1
 INSULATOR: LCP, UL 94 VO, COLOR: BLACK
 TERMINAL: PHOS BRONZE

DESCRIPTION:
 STAGGERED 1MM C.L. SURFACE MOUNT SOCKET
 DWG. NO.



520 PARK EAST BLVD, NEW ALBANY, IN 47150
 PHONE: 812-944-6733 FAX: 812-948-5047
 e-Mail: info@SAMTEC.com code 55322

BKS-1XX-01-XX-V-X-X-XX

-TR: TAPE AND REEL

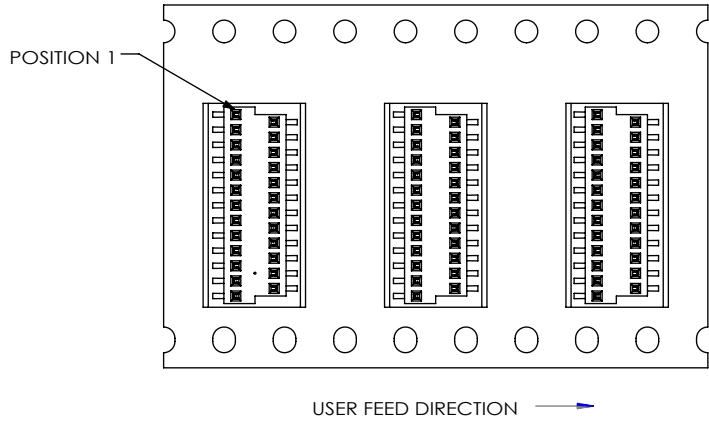


FIG 4
(SCALE: 2:1)

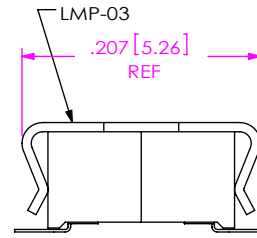
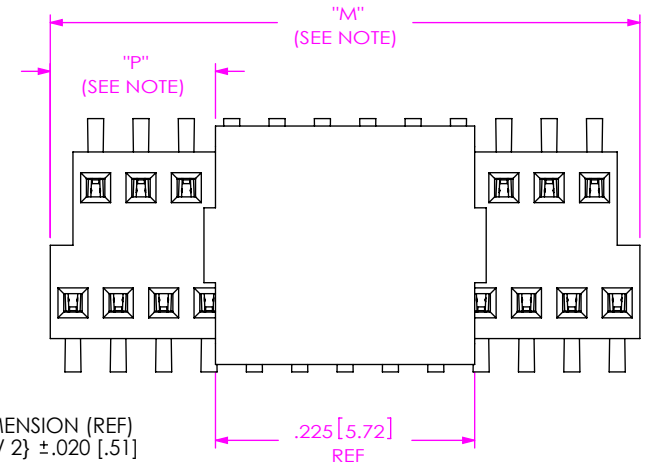


FIG 3

-P: PICK & PLACE PAD

NOTE: "M" = USED MEASURED DIMENSION (REF)
"P" = {"M" - .2386 [6.060]} / 2 ± .020 [.51]



-A: ALIGNMENT PIN OPTION

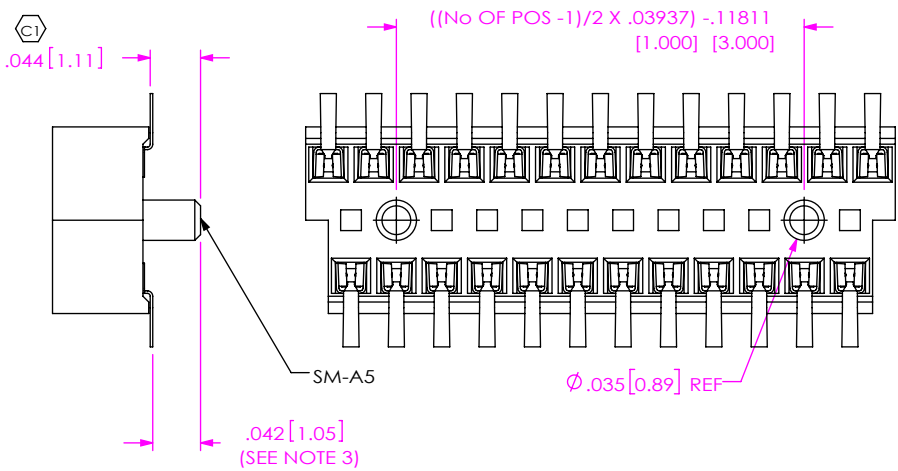
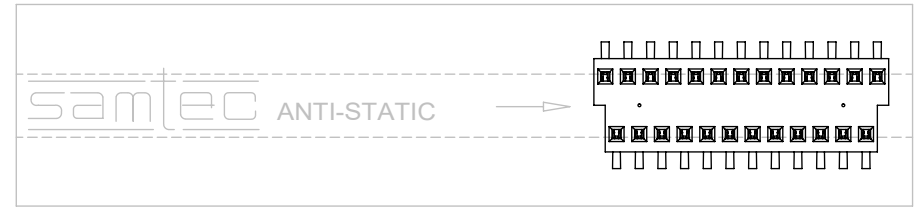
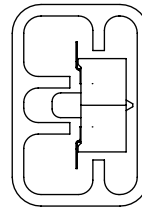
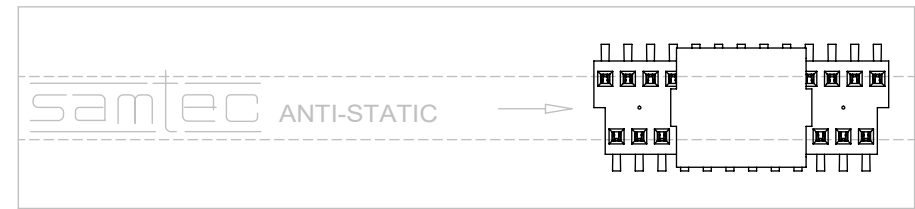
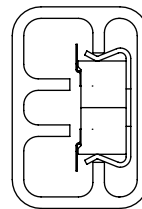


FIG 2



NOTE: PARTS ARE TO BE PACKAGED IN A PT-1-24-03-65 TUBE WITH TWO TP-12 PLUGS PER TUBE AND POS. 1 WITH ARROW.



NOTE: PARTS WITH PAD ARE TO BE PACKAGED IN A PT-1-24-03-65 TUBE WITH TWO TP-12 PLUGS PER TUBE AND POS. 1 WITH ARROW.

PACKAGING VIEW
(SCALE: 3:1)

PROPRIETARY NOTE
THIS DOCUMENT CONTAINS CONFIDENTIAL AND PROPRIETARY INFORMATION AND ALL DESIGN, MANUFACTURING, REPRODUCTION, USE, PATENT RIGHTS AND SALES RIGHTS ARE EXPRESSLY RESERVED BY SAMTEC, INC. THIS DOCUMENT SHALL NOT BE DISCLOSED, IN WHOLE OR PART, TO ANY UNAUTHORIZED PERSON OR ENTITY NOR REPRODUCED, TRANSFERRED OR INCORPORATED IN ANY OTHER PROJECT IN ANY MANNER WITHOUT THE EXPRESS WRITTEN CONSENT OF SAMTEC, INC.

DO NOT SCALE DRAWING

SHEET SCALE: 8:1



520 PARK EAST BLVD, NEW ALBANY, IN 47150
PHONE: 812-944-6733 FAX: 812-948-5047
e-Mail info@SAMTEC.com code 55322

DESCRIPTION:
STAGGERED 1MM C.L. SURFACE MOUNT SOCKET
DWG. NO.

BKS-1XX-01-XX-V-X-X-XX

BY: BRATCHER 03/27/1995 SHEET 2 OF 2